

DIN 系列

DIN Fittings

此部分安装材料根据 DIN 管尺寸制造



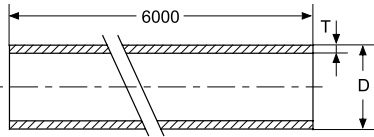
订购信息表

DIN 焊接管件 DIN welded pipe fittings	pages 13-19
DIN 快装管件 DIN clamped pipe fittings	pages 20-21
DIN 内外丝连接件 DIN female and male connector	pages 22
DIN 活接及其他配件 DIN union and accessories	pages 23-31
DIN11864-1 无菌活接配件 DIN11864-1 aseptic union parts	pages 32-34
DIN 无菌快装接头及其他配件 DIN aseptic ferrules and accessories	pages 35-36
DIN 卡箍及其他配件 DIN clamp and accessories	pages 37-38
DIN 法兰及其他配件 DIN flange and accessories	pages 39-42

DIN焊接管件 DIN welded pipe fittings

DIN11850管道外径及壁厚 DIN11850 pipeline OD x t

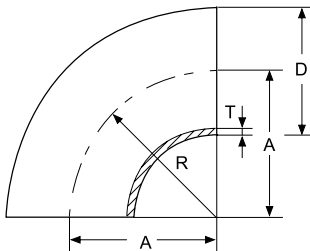
NO.1201001



Size	DxT	A	B	C	kg
DN10	12x1.5				
DN15	18x1.5				
DN20	22x1.5				
DN25	28x1.5				
DN32	34x1.5				
DN40	40x1.5				
DN50	52x1.5				
DN65	70x2.0				
DN80	85x2.0				
DN100	104x2.0				
DN125	129x2.0				
DN150	154x2.0				
DN200	204x2.0				
DN250	254x2.0				
DN300	306x3.0				

90° 焊接短弯头 90° Welded short elbow

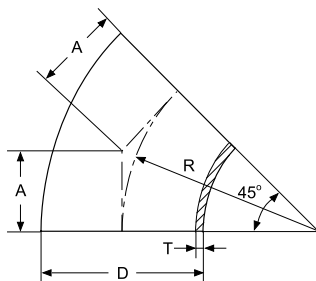
NO.1201002



Size	DxT	A	B	R	kg
DN10	12x1.5	26		26	
DN15	18x1.5	35		35	
DN20	22x1.5	40		40	
DN25	28x1.5	50		50	
DN32	34x1.5	55		55	
DN40	40x1.5	60		60	
DN50	52x1.5	70		70	
DN65	70x2.0	80		80	
DN80	85x2.0	90		90	
DN100	104x2.0	100		100	
DN125	129x2.0	187		187	
DN150	154x2.0	225		225	
DN200	204x2.0	300		300	
DN250	254x2.0	375		375	

45° 焊接短弯头 45° Welded short elbow

NO.1201003



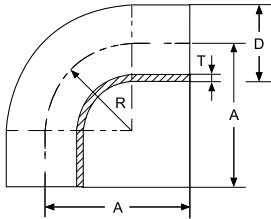
Size	DxT	A	B	R	kg
DN10	12x1.5	10.8		26	
DN15	18x1.5	14.5		35	
DN20	22x1.5	16.6		40	
DN25	28x1.5	20.7		50	
DN32	34x1.5	22.8		55	
DN40	40x1.5	24.9		60	
DN50	52x1.5	29.1		70	
DN65	70x2.0	33.1		80	
DN80	85x2.0	37.3		90	
DN100	104x2.0	41.4		100	
DN125	129x2.0	77.5		187	
DN150	154x2.0	93.2		225	

DIN焊接管件

DIN welded pipe fittings

90° 焊接长弯头 90° Welded long elbow

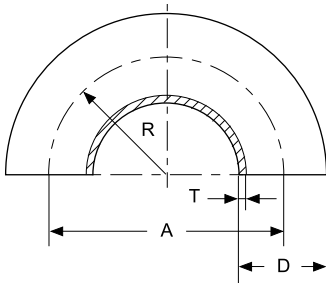
NO.1201004



Size	DxT	A	B	R	kg
DN10	12x1.5	38		26	
DN15	18x1.5	47		35	
DN20	22x1.5	52		40	
DN25	28x1.5	70		50	
DN32	34x1.5	78		55	
DN40	40x1.5	85		60	
DN50	52x1.5	97		70	
DN65	70x2.0	110		80	
DN80	85x2.0	118		90	
DN100	104x2.0	140		100	

180° 焊接弯头 180° Welded elbow

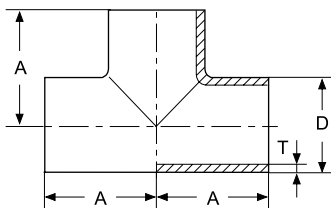
NO.1201005



Size	DxT	A	B	R	kg
DN10	12x1.5	52		26	
DN15	18x1.5	70		35	
DN20	22x1.5	80		40	
DN25	28x1.5	100		50	
DN32	34x1.5	110		55	
DN40	40x1.5	120		60	
DN50	52x1.5	140		70	
DN65	70x2.0	160		80	
DN80	85x2.0	180		90	
DN100	104x2.0	200		100	
DN125	129x2.0	375		187	
DN150	154x2.0	450		225	
DN200	204x2.0	600		300	
DN250	254x2.0	750		375	

焊接等径长三通 Welded equal long tee

NO.1201006

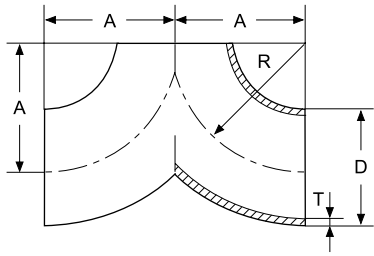


Size	DxT	A	B	C	kg
DN10	12x1.5	26			
DN15	18x1.5	35			
DN20	22x1.5	40			
DN25	28x1.5	50			
DN32	34x1.5	55			
DN40	40x1.5	60			
DN50	52x1.5	70			
DN65	70x2.0	80			
DN80	85x2.0	90			
DN100	104x2.0	100			
DN125	129x2.0	187			
DN150	154x2.0	225			
DN200	204x2.0	300			
DN250	254x2.0	375			
DN300	306x3.0	375			

DIN焊接管件 DIN welded pipe fittings

焊接R型三通Welded R type tee

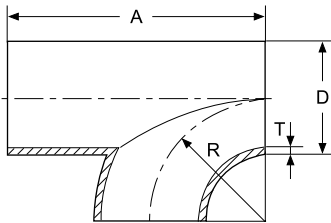
NO.1201007



Size	DxT	A	B	R	kg
DN10	12x1.5	26		26	
DN15	18x1.5	35		35	
DN20	22x1.5	40		40	
DN25	28x1.5	50		50	
DN32	34x1.5	55		55	
DN40	40x1.5	60		60	
DN50	52x1.5	70		70	
DN65	70x2.0	80		80	
DN80	85x2.0	90		90	
DN100	104x2.0	100		100	
DN125	129x2.0	187		187	
DN150	154x2.0	225		225	
DN200	204x2.0	300		300	
DN250	254x2.0	375		375	

焊接R型三通Welded R type tee

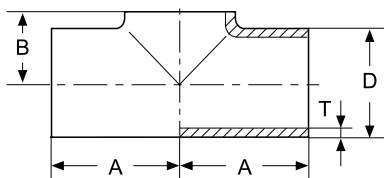
NO.1201008



Size	DxT	A	B	R	kg
DN10	12x1.5	52		26	
DN15	18x1.5	70		35	
DN20	22x1.5	80		40	
DN25	28x1.5	100		50	
DN32	34x1.5	110		55	
DN40	40x1.5	120		60	
DN50	52x1.5	140		70	
DN65	70x2.0	160		80	
DN80	85x2.0	180		90	
DN100	104x2.0	200		100	
DN125	129x2.0	375		187	
DN150	154x2.0	450		225	
DN200	204x2.0	600		300	
DN250	254x2.0	750		375	

焊接等径短三通 Welded equal short tee

NO.1201009



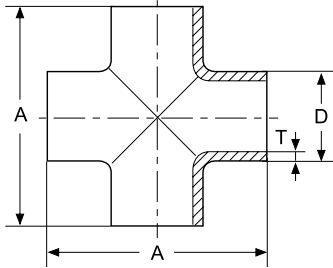
Size	DxT	A	B	C	kg
DN10	12x1.5	26	7.5		
DN15	18x1.5	35	10.5		
DN20	22x1.5	40	12.5		
DN25	28x1.5	50	16		
DN32	34x1.5	55	19.5		
DN40	40x1.5	60	22.5		
DN50	52x1.5	70	30		
DN65	70x2.0	80	39.5		
DN80	85x2.0	90	47.5		
DN100	104x2.0	100	58		
DN125	129x2.0	187	70.5		
DN150	154x2.0	225	83		
DN200	204x2.0	300	110		
DN250	254x2.0	375	177		
DN300	306x3.0	375	203		

DIN焊接管件

DIN welded pipe fittings

焊接等径长四通 Welded equal long cross

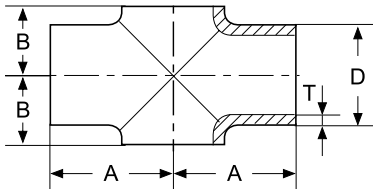
NO.1201010



Size	DxT	A	B	C	kg
DN25	28x1.5	100			
DN32	34x1.5	110			
DN40	40x1.5	120			
DN50	52x1.5	140			
DN65	70x2.0	160			
DN80	85x2.0	180			
DN100	104x2.0	200			
DN125	129x2.0	375			
DN150	154x2.0	450			
DN200	204x2.0	600			
DN250	254x2.0	750			
DN300	306x3.0	750			

焊接短四通 Welded short cross

NO.1201011

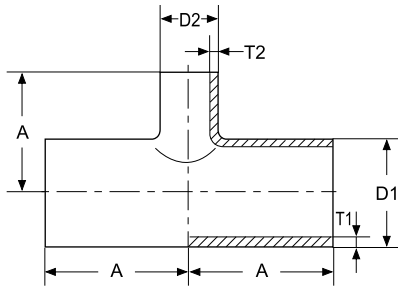


Size	DxT	A	B	C	kg
DN25	28x1.5	50	16		
DN32	34x1.5	55	19.5		
DN40	40x1.5	60	22.5		
DN50	52x1.5	70	30		
DN65	70x2.0	80	39.5		
DN80	85x2.0	90	47.5		
DN100	104x2.0	100	58		
DN125	129x2.0	187	70.5		
DN150	154x2.0	225	83		
DN200	204x2.0	300	115		
DN250	254x2.0	375	140		
DN300	306x3.0	375	203		

DIN焊接管件 DIN welded pipe fittings

焊接变径长三通 Wlded reducing long tee

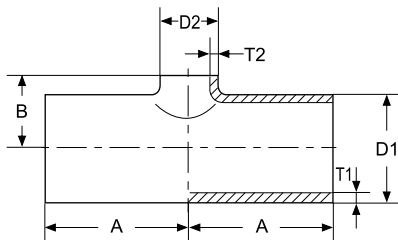
NO.1201012



Size	D1 × T1	D2 × T2	A	B	C	kg
DN25/20	28×1.5	22×1.5	50			
DN32/25	34×1.5	28×1.5	55			
DN40/25	40×1.5	28×1.5	60			
DN40/32	40×1.5	34×1.5	60			
DN50/25	52×1.5	28×1.5	70			
DN50/32	52×1.5	34×1.5	70			
DN50/40	52×1.5	40×1.5	70			
DN65/25	70×2.0	28×1.5	80			
DN65/40	70×2.0	40×1.5	80			
DN65/50	70×2.0	52×1.5	80			
DN80/25	85×2.0	28×1.5	90			
DN80/40	85×2.0	40×1.5	90			
DN80/50	85×2.0	52×1.5	90			
DN80/65	85×2.0	70×2.0	90			
DN100/25	104×2.0	28×1.5	100			
DN100/40	104×2.0	40×1.5	100			
DN100/50	104×2.0	52×1.5	100			
DN100/65	104×2.0	70×2.0	100			
DN100/80	104×2.0	85×2.0	100			
DN125/25	129×2.0	28×1.5	187			
DN125/40	129×2.0	40×1.5	187			
DN125/50	129×2.0	52×1.5	187			
DN125/65	129×2.0	70×2.0	187			
DN125/80	129×2.0	85×2.0	187			
DN125/100	129×2.0	104×2.0	187			
DN150/25	154×2.0	28×1.5	225			
DN150/40	154×2.0	40×1.5	225			
DN150/50	154×2.0	52×1.5	225			
DN150/65	154×2.0	70×2.0	225			
DN150/80	154×2.0	85×2.0	225			
DN150/100	154×2.0	104×2.0	225			
DN150/125	154×2.0	129×2.0	225			

焊接变径短三通 (平口) Wlded reducing short tee(pulled end)

NO.1201013



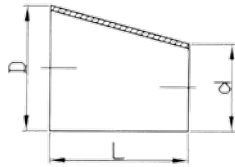
Size	D1 × T1	D2 × T2	A	B	C	kg
DN25/20	28×1.5	22×1.5	50	16		
DN32/25	34×1.5	28×1.5	55	19		
DN40/25	40×1.5	28×1.5	60	23		
DN40/32	40×1.5	34×1.5	60	23		
DN50/25	52×1.5	28×1.5	70	29		
DN50/32	52×1.5	34×1.5	70	29		
DN50/40	52×1.5	40×1.5	70	29		
DN65/25	70×2.0	28×1.5	80	38		
DN65/40	70×2.0	40×1.5	80	39.5		
DN65/50	70×2.0	52×1.5	80	39		
DN80/25	85×2.0	28×1.5	90	46.5		
DN80/40	85×2.0	40×1.5	90	46.5		
DN80/50	85×2.0	52×1.5	90	46.5		
DN80/65	85×2.0	70×2.0	90	46.5		
DN100/25	104×2.0	28×1.5	100	56		
DN100/40	104×2.0	40×1.5	100	56		
DN100/50	104×2.0	52×1.5	100	56		
DN100/65	104×2.0	70×2.0	100	56		
DN100/80	104×2.0	85×2.0	100	56		
DN125/25	129×2.0	28×1.5	187	68.5		
DN125/40	129×2.0	40×1.5	187	69.5		
DN125/50	129×2.0	52×1.5	187	69.5		
DN125/65	129×2.0	70×2.0	187	71.5		
DN125/80	129×2.0	85×2.0	187	71.5		
DN125/100	129×2.0	104×2.0	187	72.5		
DN150/25	154×2.0	28×1.5	225	82		
DN150/40	154×2.0	40×1.5	225	82		
DN150/50	154×2.0	52×1.5	225	82		
DN150/65	154×2.0	70×2.0	225	81		
DN150/80	154×2.0	85×2.0	225	81		
DN150/100	154×2.0	104×2.0	225	81		
DN150/125	154×2.0	129×2.0	225	84		

DIN焊接管件

DIN welded pipe fittings

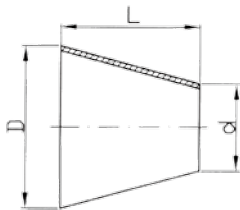
焊接大小头不带直边 Welded reducer without straight ends

NO.1201014



偏心 Eccentric

NO.1201015

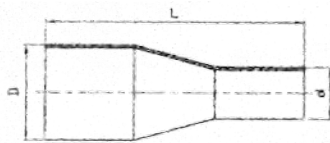


同心 Concentric

Size	D	d	L	Size	D	d	L	kg
DN15-DN10	18	12	11	DN65-DN32	70	34	62	
DN20-DN10	22	12	18	DN65-DN40	70	40	51	
DN20-DN15	22	18	7	DN65-DN50	70	52	29	
DN25-DN15	28	18	18	DN80-DN40	85	40	78	
DN25-DN20	28	22	11	DN80-DN50	85	52	56	
DN32-DN20	34	22	22	DN80-DN65	85	70	27	
DN32-DN25	34	28	11	DN100-DN50	104	52	90	
DN40-DN20	40	22	33	DN100-DN65	104	70	61	
DN40-DN25	40	28	22	DN100-DN80	104	85	34	
DN40-DN32	40	34	11	DN125-DN80	129	85	80	
DN50-DN25	52	28	44	DN125-DN100	129	104	45	
DN50-DN32	52	34	33	DN150-DN100	154	104	90	
DN50-DN40	52	40	22	DN150-DN125	154	129	45	
DN65-DN25	70	28	73	DN200-DN150	204	154	90	

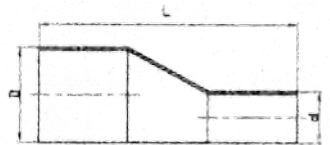
焊接大小头带直边 Welded reducer with straight ends

NO.1201016



偏心 Eccentric

NO.1201017



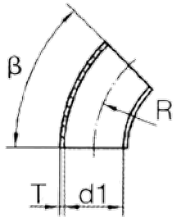
同心 Concentric

Size	D	d	L	Size	D	d	L	kg
DN20-DN15	22	18	60	DN65-DN40	70	40	120	
DN25-DN20	28	22	60	DN65-DN50	70	52	120	
DN32-DN20	34	22	80	DN80-DN40	85	40	140	
DN32-DN25	34	28	80	DN80-DN50	85	52	125	
DN40-DN20	40	22	102	DN80-DN65	85	70	120	
DN40-DN25	40	28	102	DN100-DN50	104	52	160	
DN40-DN32	40	34	102	DN100-DN65	104	70	127	
DN50-DN25	52	28	115	DN100-DN80	104	85	120	
DN50-DN32	52	34	115	DN125-DN80	129	85	150	
DN50-DN40	52	40	115	DN125-DN100	129	104	150	
DN65-DN25	70	28	125	DN150-DN100	154	104	170	
DN65-DN32	70	34	125	DN150-DN125	154	129	170	

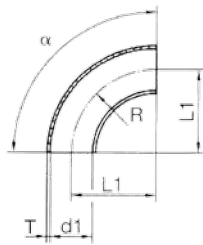
DIN焊接管件 DIN welded pipe fittings

焊接式弯头 Welded Elbow

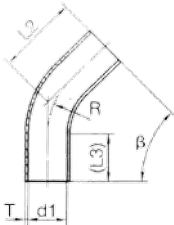
NO.1201018



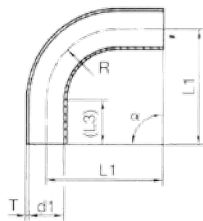
NO.1201019



NO.1201020



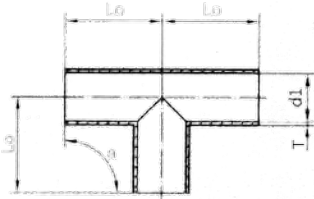
NO.1201021



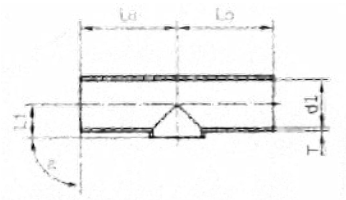
Size	OD×T	d1	S	R	L0	L1	L2	L3	L4	kg
DN10	13×1.5	10	1.5	26	26	51	35.8	25	52	
DN15	19×1.5	16	1.5	35	35	60	39.5	25	70	
DN20	23×1.5	20	1.5	40	40	65	41.6	25	80	
DN25	29×1.5	26	1.5	50	50	90	60.7	40	100	
DN32	35×1.5	32	1.5	55	55	95	62.8	40	110	
DN40	41×1.5	38	1.5	60	60	100	64.9	40	120	
DN50	53×1.5	50	1.5	70	70	110	69	40	140	
DN65	70×2.0	66	2.0	80	80	120	73.1	40	160	
DN80	85×2.0	81	2.0	90	90	145	92.3	55	180	
DN100	104×2.0	100	2.0	100	100	155	96.4	55	200	
DN125	129×2.0	125	2.0	187	187	245	135.2	57.5	375	
DN150	154×2.0	150	2.0	225	225	-	-	-	-	
DN200	204×2.0	200	2.0	300	300	-	-	-	-	

焊接式三通 Welded tee

NO.1201022



NO.1201023



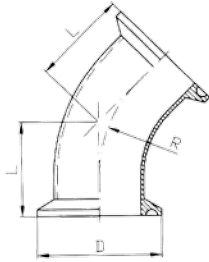
Size	OD×T	d1	S	L0	L1	kg
DN10	13×1.5	10	1.5	35	11.0±0.5	
DN15	19×1.5	16	1.5	35	11.0±0.5	
DN20	23×1.5	20	1.5	40	13.0±0.5	
DN25	29×1.5	26	1.5	50	16.0±0.75	
DN32	35×1.5	32	1.5	55	19.5±0.75	
DN40	41×1.5	38	1.5	60	23.0±1	
DN50	53×1.5	50	1.5	70	30.0±1	
DN65	70×2.0	66	2.0	80	40.0±1.5	
DN80	85×2.0	81	2.0	90	47.5±1.5	
DN100	104×2.0	100	2.0	100	58.0±1.5	
DN125	129×2.0	125	2.0	187	74.0±3	
DN150	154×2.0	150	2.0	225	90.0±3	
DN200	204×2.0	200	2.0	300	115.0±3.75	

DIN 快装管件

DIN Clamped Pipe Fittings

快装弯头 (45°) Clamped Elbow (45°)

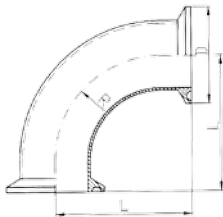
NO.1201024



Size	D	L	R	kg
DN10	34	28.7	26	
DN15	34	32.5	35	
DN20	34	34.5	40	
DN25	50.5	42.2	50	
DN32	50.5	44.3	55	
DN40	50.5	46.3	60	
DN50	64	50.5	70	
DN65	91	61.2	80	
DN80	106	65.3	90	
DN100	119	69.5	100	
DN125	144.5	115.5	187	
DN150	167	131.2	225	

快装弯头 (90°) Clamped Elbow (90°)

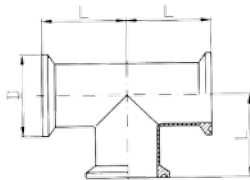
NO.1201025



Size	D	L	R	kg
DN10	34	44	26	
DN15	34	53	35	
DN20	34	58	40	
DN25	50.5	71	50	
DN32	50.5	76.5	55	
DN40	50.5	81.5	60	
DN50	64	91.5	70	
DN65	91	108	80	
DN80	106	118	90	
DN100	119	128	100	
DN125	144.5	225	187	
DN150	167	263	225	
DN200	217.5	338	300	

快装三通 Clamped Tee

NO.1201026



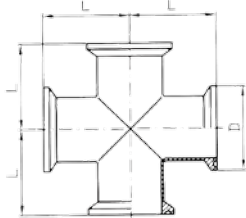
Size	D	L	kg
DN10	34	44	
DN15	34	53	
DN20	34	58	
DN25	50.5	71.5	
DN32	50.5	76.5	
DN40	50.5	81.5	
DN50	64	91.5	
DN65	91	108	
DN80	106	118	
DN100	119	128	
DN125	144.5	225	
DN150	167	263	

DIN 快装管件

DIN Clamped Pipe Fittings

快装四通 Clamped Cross

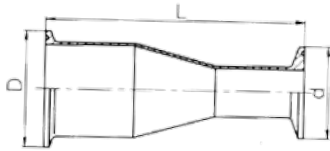
NO.1201027



Size	D	L	kg
DN10	34	44	
DN15	34	53	
DN20	34	58	
DN25	50.5	71.5	
DN32	50.5	76.5	
DN40	50.5	81.5	
DN50	64	91.5	
DN65	91	108	
DN80	106	118	
DN100	119	128	
DN125	144.5	225	
DN150	167	263	

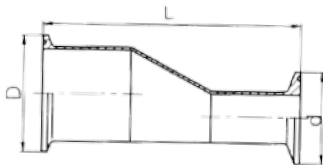
快装大小头 Clamped Reducer

NO.1201028



同心 Concentric

NO.1201029



偏心 Eccentric

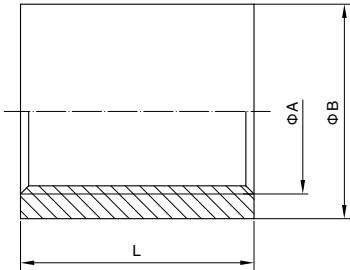
Size	D	d	L	kg
DN20-DN15	34	34	86	
DN25-DN20	34	34	86	
DN32-DN20	34	34	106	
DN32-DN25	50.5	50.5	106	
DN40-DN20	50.5	34	128	
DN40-DN25	50.5	50.5	128	
DN40-DN32	50.5	50.5	128	
DN50-DN25	64	50.5	141	
DN50-DN32	64	50.5	141	
DN50-DN40	64	50.5	141	
DN65-DN25	91	50.5	151	
DN65-DN32	91	50.5	151	
DN65-DN40	91	50.5	146	
DN65-DN50	91	64	146	
DN80-DN40	106	50.5	166	
DN80-DN50	106	64	151	
DN80-DN65	106	91	146	
DN100-DN50	119	64	192	
DN100-DN65	119	91	159	
DN100-DN80	119	106	152	

DIN 内外丝连接件

DIN female and male connector

全内丝 Full female connector

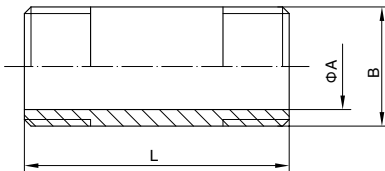
NO.1201030



Size	A	B	L	kg
DN10	R3/8"	21.3	26	
DN15	R1/2"	26.4	34	
DN20	R3/4"	31.8	36	
DN25	R1.0"	39.5	43	
DN32	R1-1/4"	48.3	48	
DN40	R1-1/2"	54.5	48	
DN50	R2.0"	68.3	56	
DN65	R2-1/2"	82	65	
DN80	R3.0"	95	71	
DN100	R4.0"	122	83	

双头外丝 Double ends male connector

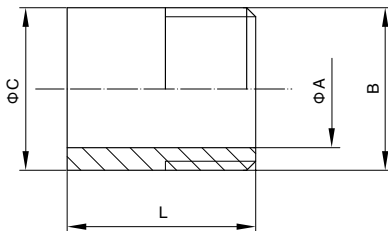
NO.1201031



Size	A	B	L	kg
DN6	6.2	R1/8"	30	
DN8	8.9	R1/4"	30	
DN10	12.6	R3/8"	40	
DN15	16.1	R1/2"	60	
DN20	21.7	R3/4"	60	
DN25	27.3	R1.0"	60	
DN32	36.0	R1-1/4"	80	
DN40	41.9	R1-1/2"	80	
DN50	53.1	R2.0"	100	
DN65	68.9	R2-1/2"	100	
DN80	80.9	R3.0"	120	
DN100	105.3	R4.0"	120	

单头外丝 Single end male connector

NO.1201032



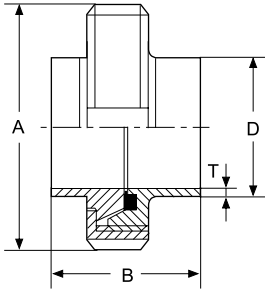
Size	A	B	C	L	kg
DN6	6.2	R1/8"	10.2	30	
DN8	8.9	R1/4"	13.5	30	
DN10	12.6	R3/8"	17.2	30	
DN15	16.1	R1/2"	21.3	35	
DN20	21.7	R3/4"	26.9	40	
DN25	27.3	R1.0"	33.7	40	
DN32	36.0	R1-1/4"	42.4	50	
DN40	41.9	R1-1/2"	48.3	50	
DN50	53.1	R2.0"	60.3	55	
DN65	68.9	R2-1/2"	76.1	60	
DN80	80.9	R3.0"	88.9	65	
DN100	105.3	R4.0"	114.3	90	

DIN活接及其他配件

DIN union and accessories

活接组件(长款) Union assembly (long type)

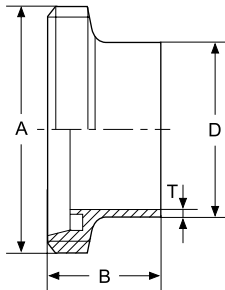
NO.1201033



Size	DxT	A	B	C	kg
DN10	12x1.5	38	34		
DN15	18x1.5	44	34		
DN20	22x1.5	54	36		
DN25	28x1.5	63	45		
DN32	34x1.5	68	51		
DN40	40x1.5	78	53		
DN50	52x1.5	92	57		
DN65	70x2.0	112	65		
DN80	85x2.0	127	75		
DN100	104x2.0	148	89		
DN125	129x2.0	178	70		
DN150	154x2.0	210	76		

螺纹接头 (长型) Male (long type)

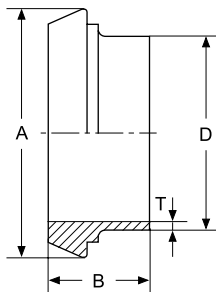
NO.1201034



Size	DxT	A	B	C	kg
DN10	12x1.5	Rd28×1/8"	21		
DN15	18x1.5	Rd34×1/8"	21		
DN20	22x1.5	Rd44×1/6"	24		
DN25	28x1.5	Rd52×1/6"	29		
DN32	34x1.5	Rd58×1/6"	32		
DN40	40x1.5	Rd65×1/6"	33		
DN50	52x1.5	Rd78×1/6"	35		
DN65	70x2.0	Rd95×1/6"	40		
DN80	85x2.0	Rd110×1/4"	45		
DN100	104x2.0	Rd130×1/4"	54		
DN125	129x2.0	Rd160×1/4"	46		
DN150	154x2.0	Rd190×1/4"	50		

锥型接头 (长型) Liner (long type)

NO.1201035



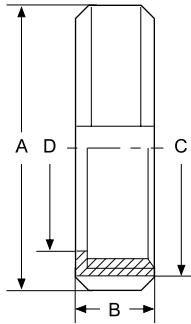
Size	DxT	A	B	C	kg
DN10	12x1.5	22	17		
DN15	18x1.5	28.5	17		
DN20	22x1.5	36.5	18		
DN25	28x1.5	44	22		
DN32	34x1.5	50	25		
DN40	40x1.5	56	26		
DN50	52x1.5	68	28		
DN65	70x2.0	86	32		
DN80	85x2.0	100	37		
DN100	104x2.0	121	44		
DN125	129x2.0	150	34		
DN150	154x2.0	176	37		

DIN活接及其他配件

DIN union and accessories

圆螺母 Round Nut

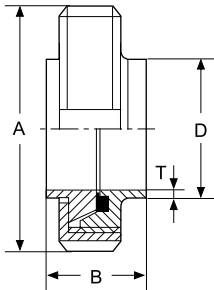
NO.1201036



Size	DxT	A	B	C	kg
DN10	19	38	18	Rd28×1/8"	
DN15	25	44	18	Rd34×1/8"	
DN20	31	54	20	Rd44×1/6"	
DN25	36	63	21	Rd52×1/6"	
DN32	42	70	21	Rd58×1/6"	
DN40	49	78	21	Rd65×1/6"	
DN50	62	92	22	Rd78×1/6"	
DN65	80	112	25	Rd95×1/6"	
DN80	94	127	29	Rd110×1/4"	
DN100	115	148	31	Rd130×1/4"	
DN125	138	178	34	Rd160×1/4"	
DN150	164	210	40	Rd190×1/4"	

活接组件(短款) Union assembly (short type)

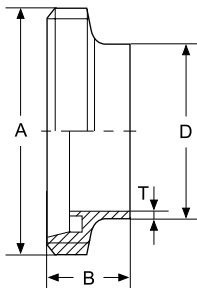
NO.1201037



Size	DxT	A	B	C	kg
DN10	12x1.5	38	25		
DN15	18x1.5	44	25		
DN20	22x1.5	54	25		
DN25	28x1.5	63	31		
DN32	34x1.5	70	31		
DN40	40x1.5	78	31		
DN50	52x1.5	92	33		
DN65	70x2.0	112	35		
DN80	85x2.0	127	35		
DN100	104x2.0	148	41		
DN125	129x2.0	178	49		
DN150	154x2.0	210	50		

螺纹接头 (短型) Male (short type)

NO.1201038



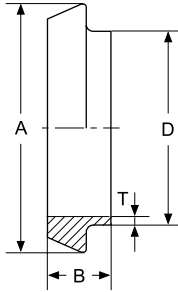
Size	DxT	A	B	C	kg
DN10	12x1.5	Rd28×1/8"	17		
DN15	18x1.5	Rd34×1/8"	17		
DN20	22x1.5	Rd44×1/6"	19		
DN25	28x1.5	Rd52×1/6"	22		
DN32	34x1.5	Rd58×1/6"	22		
DN40	40x1.5	Rd65×1/6"	22		
DN50	52x1.5	Rd78×1/6"	23		
DN65	70x2.0	Rd95×1/6"	25		
DN80	85x2.0	Rd110×1/4"	25		
DN100	104x2.0	Rd130×1/4"	30		
DN125	129x2.0	Rd160×1/4"	35.5		
DN150	154x2.0	Rd190×1/4"	40		

DIN活接及其他配件

DIN union and accessories

平接头 (短型) Liner (short type)

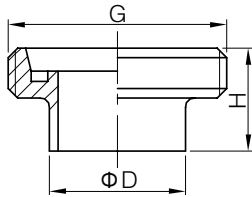
NO.1201039



Size	DxT	A	B	C	kg
DN10	12x1.5	22	13		
DN15	18x1.5	28.5	14		
DN20	22x1.5	36.5	15		
DN25	28x1.5	44	17		
DN32	34x1.5	50	17		
DN40	40x1.5	56	17		
DN50	52x1.5	68.5	17		
DN65	70x2.0	86	17		
DN80	85x2.0	100	20		
DN100	104x2.0	121	24		
DN125	129x2.0	150	24		
DN150	154x2.0	176	24		

长厚型螺纹接头 Male (long and thick type)

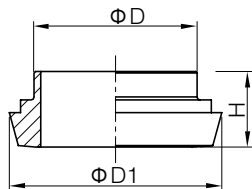
NO.1201040



Size	D	G	H	kg
DN10	15	Rd28×1/8	21	
DN15	21	Rd34×1/8	21	
DN20	25	Rd44×1/6	24	
DN25	31	Rd52×1/6	29	
DN32	37	Rd58×1/6	32	
DN40	43	Rd65×1/6	33	
DN50	55	Rd78×1/6	35	
DN65	72	Rd95×1/6	40	
DN80	87	Rd110×1/4	45	
DN100	106	Rd130×1/4	54	
DN125	132	Rd160×1/4	46	
DN150	157	Rd190×1/4	50	

长厚型平接头 Liner (long and thick type)

NO.1201041

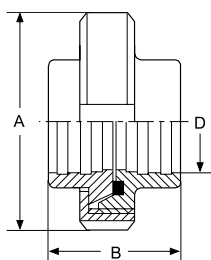


Size	D	D1	H	kg
DN10	15	22	17	
DN15	21	28	17	
DN20	25	36	18	
DN25	31	43	22	
DN32	37	49	25	
DN40	43	55	26	
DN50	55	68	28	
DN65	72	85	32	
DN80	87	100	37	
DN100	106	120	44	
DN125	132	149	34	
DN150	157	176	37	

DIN活接及其他配件

DIN union and accessories

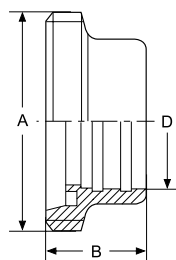
膨胀式活接组件 Expanded union assembly



NO.1201042

Size	D	T	A	B	C	kg
DN25	28.2		63	45		
DN32	34.2		70	51		
DN40	40.2		78	53		
DN50	52.2		92	57		
DN65	70.3		112	65		
DN80	85.3		127	75		
DN100	104.3		148	89		

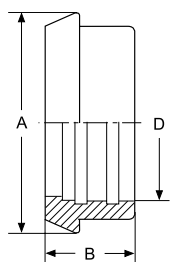
膨胀式螺纹接头 Expanded male



NO.1201043

Size	D	T	A	B	C	kg
DN25	28.2		Rd52×1/6"	29		
DN32	34.2		Rd58×1/6"	32		
DN40	40.2		Rd65×1/6"	33		
DN50	52.2		Rd78×1/6"	35		
DN65	70.3		Rd95×1/6"	40		
DN80	85.3		Rd110×1/4"	45		
DN100	104.3		Rd130×1/4"	54		

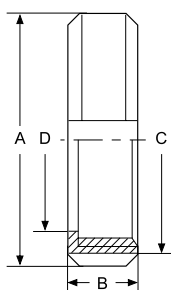
膨胀式平接头 Expanded liner



NO.1201044

Size	D	T	A	B	C	kg
DN25	28.2		44	22		
DN32	34.2		50	25		
DN40	40.2		56	26		
DN50	52.2		68	28		
DN65	70.3		86	32		
DN80	85.3		100	37		
DN100	104.3		121	44		

膨胀式螺母 Expanded nut



NO.1201045

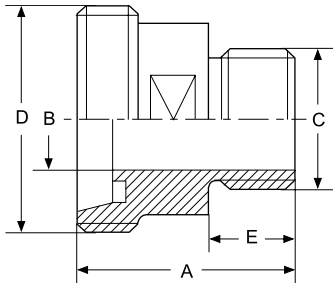
Size	D	T	A	B	C	kg
DN25	36		63	21	Rd52×1/6"	
DN32	42		70	21	Rd58×1/6"	
DN40	49		78	21	Rd65×1/6"	
DN50	62		92	22	Rd78×1/6"	
DN65	80		112	25	Rd95×1/6"	
DN80	94		127	29	Rd110×1/4"	
DN100	115		148	31	Rd130×1/4"	

DIN活接及其他配件

DIN union and accessories

螺纹接头式球阀接头 Male type ball valve adapter

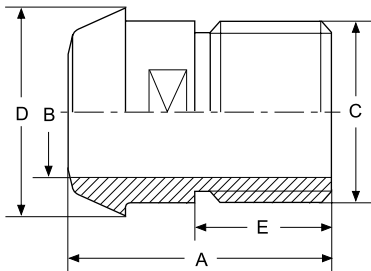
NO.1201046



Size	D	A	B	C	E	kg
DN10	Rd28×1/8 ^s	36	9	R ³ / ₈ "	12	
DN15	Rd34×1/8 ^s	39	15	R ¹ / ₂ "	15	
DN20	Rd44×1/6 ^s	43	19	R ³ / ₄ "	15	
DN25	Rd52×1/6 ^s	48	25	R1"	20	
DN32	Rd58×1/6 ^s	48	31	R1 ¹ / ₄ "	20	
DN40	Rd65×1/6 ^s	50	37	R1 ¹ / ₂ "	20	
DN50	Rd78×1/6 ^s	52	49	R2"	22	
DN65	Rd95×1/6 ^s	54	66	R2 ¹ / ₂ "	22	
DN80	Rd110×1/4 ^s	65	81	R3"	25	
DN100	Rd130×1/4 ^s	70	100	R4"	30	

平接头式球阀接头 Liner type ball valve adapter

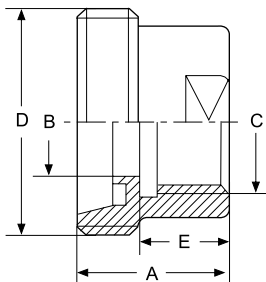
NO.1201047



Size	D	A	B	C	E	kg
DN10	22	33	9	R ³ / ₈ "	12	
DN15	28.5	36	15	R ¹ / ₂ "	15	
DN20	36.5	40	19	R ³ / ₄ "	15	
DN25	44	50	25	R1"	20	
DN32	50	50	31	R1 ¹ / ₄ "	20	
DN40	56	50	37	R1 ¹ / ₂ "	20	
DN50	68.5	51	49	R2"	22	
DN65	86	55	66	R2 ¹ / ₂ "	22	
DN80	100	61	81	R3"	25	
DN100	121	70	100	R4"	30	

内丝式球阀接头 Female type ball valve adapter

NO.1201048



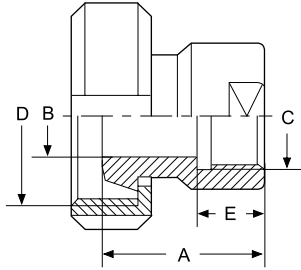
Size	D	A	B	C	E	kg
DN10	Rd28×1/8 ^s	22	9	R ³ / ₈ "	12	
DN15	Rd34×1/8 ^s	25	15	R ¹ / ₂ "	15	
DN20	Rd44×1/6 ^s	28	19	R ³ / ₄ "	15	
DN25	Rd52×1/6 ^s	35	25	R1"	20	
DN32	Rd58×1/6 ^s	35	31	R1 ¹ / ₄ "	20	
DN40	Rd65×1/6 ^s	35	37	R1 ¹ / ₂ "	20	
DN50	Rd78×1/6 ^s	38	49	R2"	22	
DN65	Rd95×1/6 ^s	38	66	R2 ¹ / ₂ "	22	
DN80	Rd110×1/4 ^s	40	81	R3"	25	
DN100	Rd130×1/4 ^s	48	100	R4"	30	

DIN活接及其他配件

DIN union and accessories

平接头式内丝式球阀接头 Liner female type ball valve adapter

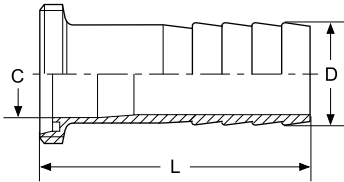
NO.1201049



Size	D	A	B	C	E	kg
DN10	Rd28×1/8"	37	9	R ³ / ₈ "	12	
DN15	Rd34×1/8"	42	15	R ¹ / ₂ "	15	
DN20	Rd44×1/6"	43	19	R ³ / ₄ "	15	
DN25	Rd52×1/6"	52	25	R1"	20	
DN32	Rd58×1/6"	55	31	R1 ¹ / ₄ "	20	
DN40	Rd65×1/6"	56	37	R1 ¹ / ₂ "	20	
DN50	Rd78×1/6"	60	49	R2"	22	
DN65	Rd95×1/6"	64	66	R2 ¹ / ₂ "	22	
DN80	Rd110×1/4"	74	81	R3"	25	
DN100	Rd130×1/4"	89	100	R4"	30	

螺纹接头式软管接头 Male type hose barb adapter Adapter

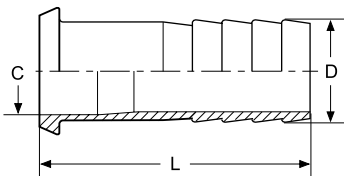
NO.1201050



Size	D	T	A	L	C	kg
DN25	28			60	25	
DN32	34			60	31	
DN40	40			70	37	
DN50	52			75	49	
DN65	70			85	66	
DN80	85			100	81	
DN100	104			120	100	
DN125	129			140	125	

平接头式软管接头 Liner type hose barb adapter

NO.1201051



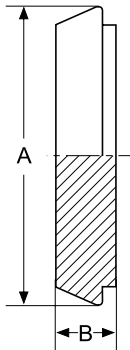
Size	D	T	A	L	C	kg
DN25	28			60	25	
DN32	34			60	31	
DN40	40			70	37	
DN50	52			75	49	
DN65	70			85	66	
DN80	85			100	81	
DN100	104			120	100	
DN125	129			140	125	

DIN活接及其他配件

DIN union and accessories

锥形盲式平接头 Taper type blind liner

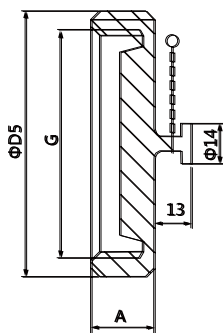
NO.1201052



Size	D	T	A	B	C	kg
DN10			22	9		
DN15			28	9		
DN20			36.5	11		
DN25			44	13		
DN32			50	13		
DN40			56	13		
DN50			68.5	14		
DN65			86	16		
DN80			100	16		
DN100			121	20		
DN125			150	22		
DN150			176	24		

带链条盲螺母 Blind nut with chain

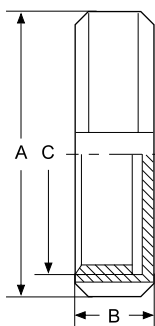
NO.1201053



Size	D5	A	G	kg
DN15	44	18	RD34×1/8"	
DN20	54	21	RD44×1/6"	
DN25	63	21	RD52×1/6"	
DN32	70	21	RD58×1/6"	
DN40	78	21	RD65×1/6"	
DN50	92	22	RD78×1/6"	
DN65	112	25	RRD95×1/6"	
DN80	127	29	RD110×1/4"	
DN100	148	31	RD130×1/4"	
DN125	178	34	RD160×1/4"	
DN150	210	40	RD190×1/4"	

盲螺母 Blind nut

NO.1201054

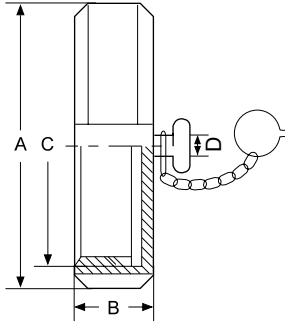


Size	D	T	A	B	C	kg
DN10			38	18	Rd28×1/8"	
DN15			44	18	Rd34×1/8"	
DN20			54	21	Rd44×1/6"	
DN25			63	21	Rd52×1/6"	
DN32			70	21	Rd58×1/6"	
DN40			78	21	Rd65×1/6"	
DN50			92	22	Rd78×1/6"	
DN65			112	25	Rd95×1/6"	
DN80			127	29	Rd110×1/4"	
DN100			148	31	Rd130×1/4"	
DN125			178	34	Rd160×1/4"	
DN150			210	40	Rd190×1/4"	

DIN活接及其他配件 DIN union and accessories

带链条盲螺母 Blind nut with chain

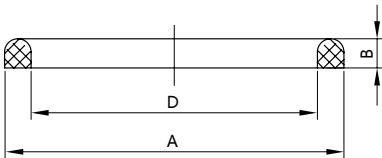
NO.1201055



Size	D	T	A	B	C	kg
DN10	8		38	18	Rd28×1/8"	
DN15	8		44	18	Rd34×1/8"	
DN20	8		54	21	Rd44×1/6"	
DN25	8		63	21	Rd52×1/6"	
DN32	8		70	21	Rd58×1/6"	
DN40	8		78	21	Rd65×1/6"	
DN50	8		92	22	Rd78×1/6"	
DN65	8		112	25	Rd95×1/6"	
DN80	8		127	29	Rd110×1/4"	
DN100	8		148	31	Rd130×1/4"	
DN125	8		178	34	Rd160×1/4"	
DN150	8		210	40	Rd190×1/4"	

密封圈 Gasket

NO.1201056



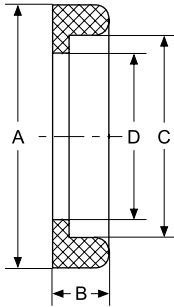
Size	A	B	D	kg
DN10	20	4.5	12	
DN15	26	4.5	18	
DN20	33	4.5	23	
DN25	40	5.0	30	
DN32	46	5.0	36	
DN40	52	5.0	42	
DN50	64	5.0	54	
DN65	81	5.0	71	
DN75	88	5.0	78	
DN80	95	5.0	85	
DN100	114	6.0	104	
DN125	142	7.0	130	
DN150	167	7.0	155	

DIN活接及其他配件

DIN union and accessories

密封圈 Gasket

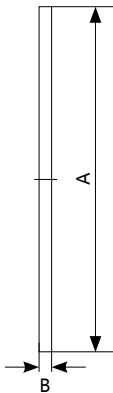
NO.1201057



Size	D	A	B	C	B 厚型	kg
DN10	10	20	4.5	12		
DN15	16	26	4.5	18		
DN20	20	33	4.5	23	8	
DN25	26	40	5	30	8	
DN32	32	46	5	36	8	
DN40	38	52	5	42	8	
DN50	50	64	5	54	8	
DN65	66.5	81	5	71	8	
DN80	81.5	95	5	85	8	
DN100	100.5	114	6	104	8	
DN125	125	142	7	130		
DN150	150	167	7	155		

螺母密封垫 Nut gasket

NO.1201058



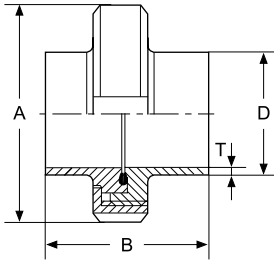
Size	A	B			kg
DN10	28	3			
DN15	34	3			
DN20	44	3			
DN25	52	3			
DN32	58	3			
DN40	65	3			
DN50	78	3			
DN65	95	3			
DN80	110	3			
DN100	130	3			
DN125	160	3			
DN150	190	3			

DIN11864-1 无菌活接配件

DIN11864-1 aseptic union parts

无菌型活接组件(长型) Aseptic union assembly(long type)

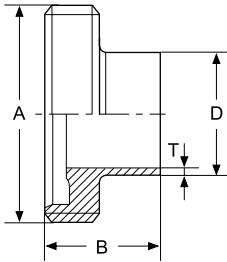
NO.1201059



Size	DxT	A	B	C	kg
DN10	12x1.5	38	80		
DN15	18x1.5	44	80		
DN20	22x1.5	54	81		
DN25	28x1.5	63	83		
DN32	34x1.5	70	95		
DN40	40x1.5	78	95		
DN50	52x1.5	92	96		
DN65	70x2.0	112	121		
DN80	85x2.0	127	125		
DN100	104x2.0	148	130		

螺纹接头(长型) Male(long type)

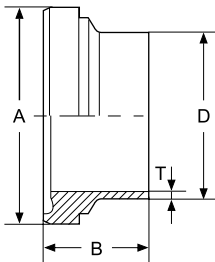
NO.1201060



Size	DxT	A	B	C	kg
DN10	12x1.5	Rd28×1/8"	41		
DN15	18x1.5	Rd34×1/8"	41		
DN20	22x1.5	Rd44×1/6"	43		
DN25	28x1.5	Rd52×1/6"	43		
DN32	34x1.5	Rd58×1/6"	48		
DN40	40x1.5	Rd65×1/6"	48		
DN50	52x1.5	Rd78×1/6"	48		
DN65	70x2.0	Rd95×1/6"	60		
DN80	85x2.0	Rd110×1/4"	64		
DN100	104x2.0	Rd130×1/4"	64		

平接头(长型) Liner(long type)

NO.1201061

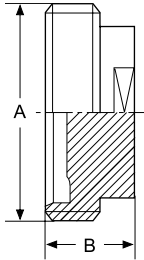


Size	DxT	A	B	C	kg
DN10	12x1.5	21.9	39		
DN15	18x1.5	27.9	39		
DN20	22x1.5	35.9	38		
DN25	28x1.5	42.9	40		
DN32	34x1.5	48.9	47		
DN40	40x1.5	54.9	47		
DN50	52x1.5	66.9	48		
DN65	70x2.0	84.9	61		
DN80	85x2.0	98.9	61		
DN100	104x2.0	118.9	66		

DIN11864-1 无菌活接配件 DIN11864-1 aseptic union parts

盲式螺纹接头 Blind male

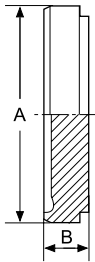
NO.1201062



Size	D	T	A	B	C	kg
DN10			Rd28×1/8"	24		
DN15			Rd34×1/8"	24		
DN20			Rd44×1/6"	24		
DN25			Rd52×1/6"	24		
DN32			Rd58×1/6"	24		
DN40			Rd65×1/6"	24		
DN50			Rd78×1/6"	24		
DN65			Rd95×1/6"	28		
DN80			Rd110×1/4"	28		
DN100			Rd130×1/4"	30		

平式盲式平接头 Flat type blind liner

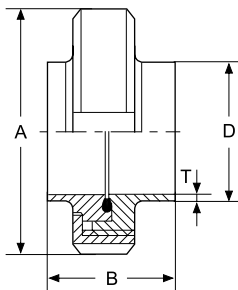
NO.1201063



Size	D	T	A	B	C	kg
DN10			21.9	9		
DN15			27.9	9		
DN20			35.9	10		
DN25			42.9	12		
DN32			48.9	13		
DN40			54.9	13		
DN50			66.9	14		
DN65			84.9	16		
DN80			98.9	16		
DN100			118.9	20		

无菌型活接组件(短型) Aseptic union(short type)

NO.1201064



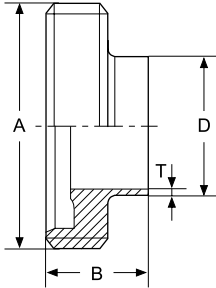
Size	DxT	A	B	C	kg
DN10	12x1.5	38	32		
DN15	18x1.5	44	32		
DN20	22x1.5	54	34		
DN25	28x1.5	63	42		
DN32	34x1.5	70	48		
DN40	40x1.5	78	50		
DN50	52x1.5	92	54		
DN65	70x2.0	112	62		
DN80	85x2.0	127	72		
DN100	104x2.0	148	86		

DIN11864-1 无菌活接配件

DIN11864-1 aseptic union parts

螺纹接头 Male

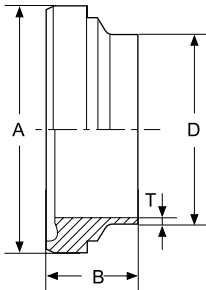
NO.1201065



Size	DxT	A	B	C	kg
DN10	12x1.5	Rd28×1/8"	19		
DN15	18x1.5	Rd34×1/8"	19		
DN20	22x1.5	Rd44×1/6"	21		
DN25	28x1.5	Rd52×1/6"	26		
DN32	34x1.5	Rd58×1/6"	30		
DN40	40x1.5	Rd65×1/6"	31		
DN50	52x1.5	Rd78×1/6"	31		
DN65	70x2.0	Rd95×1/6"	36		
DN80	85x2.0	Rd110×1/4"	42		
DN100	104x2.0	Rd130×1/4"	50		

平接头 Liner

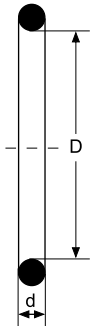
NO.1201066



Size	DxT	A	B	C	kg
DN10	12x1.5	21.9	17		
DN15	18x1.5	27.9	17		
DN20	22x1.5	35.9	18		
DN25	28x1.5	42.9	22		
DN32	34x1.5	48.9	25		
DN40	40x1.5	54.9	26		
DN50	52x1.5	66.9	30		
DN65	70x2.0	84.9	34		
DN80	85x2.0	98.9	38		
DN100	104x2.0	118.9	46		

O型圈 O-Ring

NO.1201067

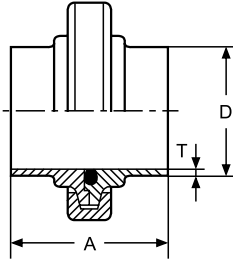


Size	D	T	A	B	d	kg
DN10	12				3.5	
DN15	18				3.5	
DN20	22				3.5	
DN25	28				3.5	
DN32	34				5	
DN40	40				5	
DN50	52				5	
DN65	68				5	
DN80	83				5	
DN100	102				5	

DIN无菌快装接头及其他配件 DIN aseptic ferrules and accessories

无菌型快装接头组件 Aseptic clamped ferrule assembly

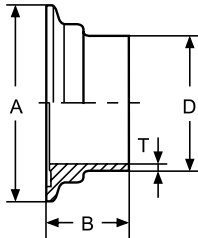
NO.1201068



Size	DxT	A	B	C	kg
DN10	12x1.5	44			
DN10	13x1.5	44			
DN15	18x1.5	44			
DN15	19x1.5	44			
DN20	22x1.5	44			
DN20	23x1.5	44			
DN25	28x1.5	44			
DN25	29x1.5	44			
DN32	34x1.5	48			
DN32	35x1.5	48			
DN40	40x1.5	48			
DN40	41x1.5	48			
DN50	52x1.5	49			
DN50	53x1.5	49			
DN65	70x2.0	53			
DN80	85x2.0	57			
DN100	104x2.0	60			

凹面快装接头 Concave ferrule

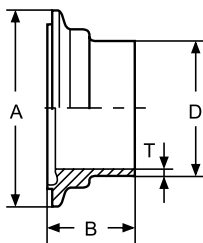
NO.1201069



Size	DxT	A	B	C	kg
DN10	12x1.5	34	22		
DN10	13x1.5	34	22		
DN15	18x1.5	34	22		
DN15	19x1.5	34	22		
DN20	22x1.5	50.5	22		
DN20	23x1.5	50.5	22		
DN25	28x1.5	50.5	22		
DN25	29x1.5	50.5	22		
DN32	34x1.5	50.5	24		
DN32	35x1.5	50.5	24		
DN40	40x1.5	64	24		
DN40	41x1.5	64	24		
DN50	52x1.5	77.5	24.5		
DN50	53x1.5	77.5	24.5		
DN65	70x2.0	91	26.5		
DN80	85x2.0	106	28.5		
DN100	104x2.0	130	30		

凸面快装接头 Convex ferrule

NO.1201070



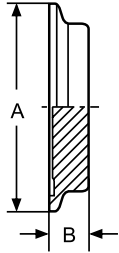
Size	DxT	A	B	C	kg
DN10	12x1.5	34	23.5		
DN10	13x1.5	34	23.5		
DN15	18x1.5	34	23.5		
DN15	19x1.5	34	23.5		
DN20	22x1.5	50.5	23.5		
DN20	23x1.5	50.5	23.5		
DN25	28x1.5	50.5	23.5		
DN25	29x1.5	50.5	23.5		
DN32	34x1.5	50.5	25.5		
DN32	35x1.5	50.5	25.5		
DN40	40x1.5	64	25.5		
DN40	41x1.5	64	25.5		
DN50	52x1.5	77.5	26		
DN50	53x1.5	77.5	26		
DN65	70x2.0	91	28		
DN80	85x2.0	106	30		
DN100	104x2.0	130	31.5		

DIN无菌快装接头及其他配件

DIN aseptic ferrules and accessories

凹面盲板 Concave blind cap

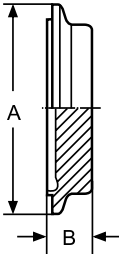
NO.1201071



Size	D	T	A	B	C	kg
DN10			34	11.5		
DN15			34	11.5		
DN20			50.5	11.5		
DN25			50.5	11.5		
DN32			50.5	11.5		
DN40			64	11.5		
DN50			77.5	13.5		
DN65			91	13.5		
DN80			106	13.5		
DN100			130	13.5		

凸面盲板 Convex blind cap

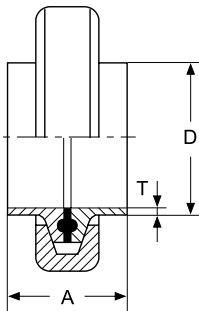
NO.1201072



Size	D	T	A	B	C	kg
DN10			34	13		
DN15			34	13		
DN20			50.5	13		
DN25			50.5	13		
DN32			50.5	13		
DN40			64	13		
DN50			77.5	15		
DN65			91	15		
DN80			106	15		
DN100			130	15		

快装接头组件 Clamped ferrule assembly

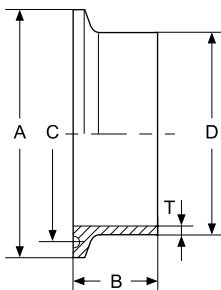
NO.1201073



Size	DxT	A	B	C	kg
DN10	12x1.5	38			
DN15	18x1.5	38			
DN20	22x1.5	38			
DN25	28x1.5	45			
DN32	34x1.5	45			
DN40	40x1.5	45			
DN50	52x1.5	45			
DN65	70x2.0	58			
DN80	85x2.0	58			
DN100	104x2.0	58			
DN125	129x2.0	58			
DN150	154x2.0	58			

快装接头 Clamped ferrule

NO.1201074



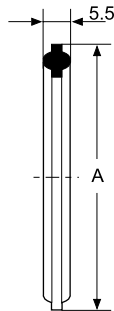
Size	DxT	A	B	C	kg
DN10	12x1.5	34	18	27.5	
DN15	18x1.5	34	18	27.5	
DN20	22x1.5	34	18	27.5	
DN25	28x1.5	50.5	21.5	43.5	
DN32	34x1.5	50.5	21.5	43.5	
DN40	40x1.5	50.5	21.5	43.5	
DN50	52x1.5	64	21.5	56.5	
DN65	70x2.0	91	28	83.5	
DN80	85x2.0	106	28	97	
DN100	104x2.0	119	28	110	
DN125	129x2.0	155	28	146	
DN150	154x2.0	183	28	174	

DIN卡箍及其他配件

DIN clamp and accessories

接头密封圈 Gasket for ferrule

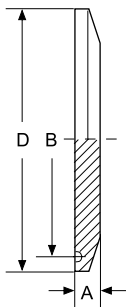
NO.1201075



Size	D	T	A	B	C	kg
DN15			34			
DN20			34			
DN25			50.5			
DN32			50.5			
DN40			50.5			
DN50			64			
DN65			91			
DN80			108			
DN100			119			
DN125			155			
DN150			183			

快装盲板 Clamped blind cap

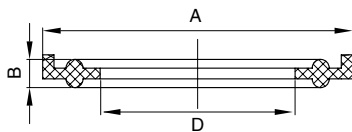
NO.1201076



Size	D	T	A	B	C	kg
DN10	34		6.3	27.5		
DN15	34		6.3	27.5		
DN20	34		6.3	27.5		
DN25	50.5		6.3	43.5		
DN32	50.5		6.3	43.5		
DN40	50.5		6.3	43.5		
DN50	64		6.3	56.5		
DN65	91		6.3	83.5		
DN80	106		6.3	97		
DN100	119		7.9	110		
DN125	155		11.1	146		
DN150	183		11.1	174		

接头密封圈 Gasket for ferrule

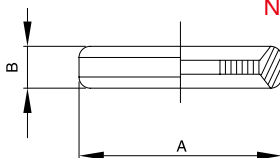
NO.1201077



Size	A	B	D	kg
DN10	36.2	5.5	10.2	
DN20	36.2	5.5	16.2	
DN15	36.2	5.5	20.2	
DN25	52.7	5.5	26.2	
DN32	52.7	5.5	32.2	
DN40	52.7	5.5	38.2	
DN50	66.2	5.5	50.2	
DN65	93.2	5.5	66.2	
DN80	108.2	5.5	81.2	
DN100	121.2	5.5	100.2	
DN125	157.2	5.5	125.2	
DN150	185.2	5.5	150.2	

接头密封圈 Gasket for ferrule

NO.1201078



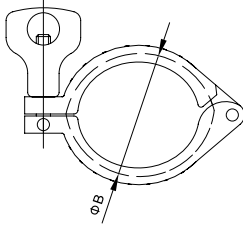
Size	A	B	kg
DN10	5	21.8	
DN15	5	21.8	

DIN卡箍及其他配件

DIN clamp and accessories

重型卡箍 Heavy duty Clamp

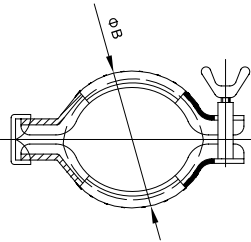
NO.1201079



Size	B			kg
DN10	37			
DN15	37			
DN20	37			
DN25	53			
DN32	53			
DN40	53			
DN50	67			
DN65	94			
DN80	109			
DN100	122			
DN125	149			
DN150	187			

冲压卡箍 Pressing Clamp

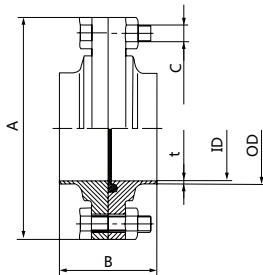
NO.1201080



Size	B			kg
DN20	40			
DN25	58.5			
DN32	58.5			
DN40	58.5			
DN50	72.0			
DN65	99.0			
DN100	127.0			

法兰组件 Flange assembly

NO.1201081



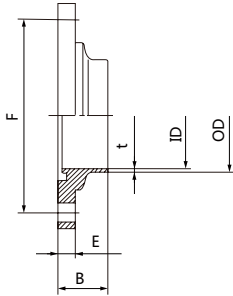
Size	OD/IDxt	A	B	C	kg
DN25	29/26X1.5	79	50	4XM8	
DN32	35/32X1.5	79	50	4XM8	
DN40	41/38X1.5	87	50	4XM8	
DN50	53/50X1.5	106	50	4XM8	
DN65	70/66X2.0	125	50	4XM8	
DN80	85/81X2.0	140	50	4XM8	
DN100	104/100X2.0	160	50	4XM8	
DN125	129/125X2.0	190	60	4XM10	
DN150	154/150X2.0	215	60	4XM10	

DIN法兰及其他配件

DIN flange and accessories

凹面对焊法兰 Concave butt weld flange

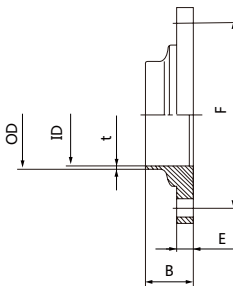
NO.1201082



Size	OD/IDxt	B	E	F	kg
DN25	29/26X1.5	25	10	64	
DN32	35/32X1.5	25	10	64	
DN40	41/38X1.5	25	10	72	
DN50	53/50X1.5	25	10	91	
DN65	70/66X2.0	25	10	110	
DN80	85/81X2.0	25	10	125	
DN100	104/100X2.0	25	10	143	
DN125	129/125X2.0	30	15	171	
DN150	154/150X2.0	30	15	196	

平面对焊法兰 Flat butt weld flange

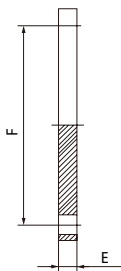
NO.1201083



Size	OD/IDxt	B	E	F	kg
DN25	29/26X1.5	25	10	64	
DN32	35/32X1.5	25	10	64	
DN40	41/38X1.5	25	10	72	
DN50	53/50X1.5	25	10	91	
DN65	70/66X2.0	25	10	110	
DN80	85/81X2.0	25	10	125	
DN100	104/100X2.0	25	10	143	
DN125	129/125X2.0	30	15	171	
DN150	154/150X2.0	30	15	196	

盲法兰: Blind flange

NO.1201084



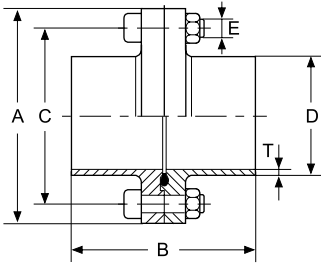
Size	OD/IDxt	E	F	kg
DN25		10	64	
DN32		10	64	
DN40		10	72	
DN50		10	91	
DN65		10	110	
DN80		10	125	
DN100		10	143	
DN125		15	171	
DN150		15	196	

DIN法兰及其他配件

DIN flange and accessories

无菌型法兰组件（长型）Aseptic Union flange(Long)

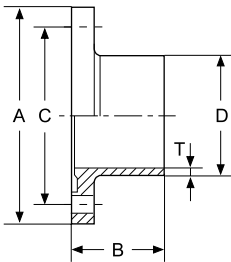
NO.1201085



Size	DxT	A	B	C	E	kg
DN10	12x1.5	54	80	37	4-M8	
DN15	18x1.5	59	80	42	4-M8	
DN20	22x1.5	64	80	47	4-M8	
DN25	28x1.5	70	80	53	4-M8	
DN32	34x1.5	76	90	59	4-M8	
DN40	40x1.5	82	90	65	4-M8	
DN50	52x1.5	94	90	77	4-M8	
DN65	70x2.0	113	108	95	8-M8	
DN80	85x2.0	133	116	112	8-M10	
DN100	104x2.0	159	116	137	8-M10	

凹面对焊法兰 Concave butt weld flange

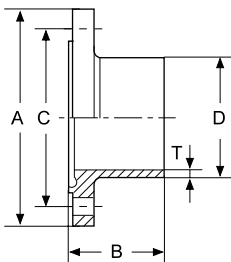
NO.1201086



Size	DxT	A	B	C	E	kg
DN10	12x1.5	54	40	37		
DN15	18x1.5	59	40	42		
DN20	22x1.5	64	40	47		
DN25	28x1.5	70	40	53		
DN32	34x1.5	76	45	59		
DN40	40x1.5	82	45	65		
DN50	52x1.5	94	45	77		
DN65	70x2.0	113	54	95		
DN80	85x2.0	133	58	112		
DN100	104x2.0	159	58	137		

凸面对焊法兰 Convex butt weld flange

NO.1201087



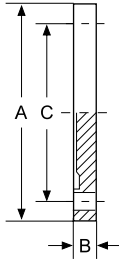
Size	DxT	A	B	C	E	kg
DN10	12x1.5	54	41.5	37		
DN15	18x1.5	59	41.5	42		
DN20	22x1.5	64	41.5	47		
DN25	28x1.5	70	41.5	53		
DN32	34x1.5	76	46.5	59		
DN40	40x1.5	82	46.5	65		
DN50	52x1.5	94	46.5	77		
DN65	70x2.0	113	55.5	95		
DN80	85x2.0	133	59.5	112		
DN100	104x2.0	159	59.5	137		

DIN法兰及其他配件

DIN flange and accessories

凹面平法兰 Concave flat flange

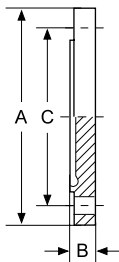
NO.1201088



Size	D	T	A	B	C	E	kg
DN10			54	10	37		
DN15			59	10	42		
DN20			64	10	47		
DN25			70	10	53		
DN32			76	10	59		
DN40			82	10	65		
DN50			94	10	77		
DN65			113	10	95		
DN80			133	12	112		
DN100			159	14	137		

凸面平法兰 Convex flat flange

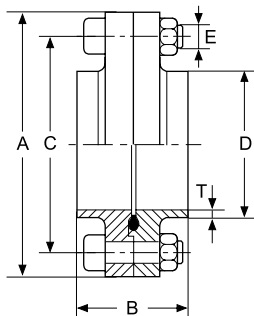
NO.1201089



Size	D	T	A	B	C	E	kg
DN10			54	11.5	37		
DN15			59	11.5	42		
DN20			64	11.5	47		
DN25			70	11.5	53		
DN32			76	11.5	59		
DN40			82	11.5	65		
DN50			94	11.5	77		
DN65			113	11.5	95		
DN80			133	13.5	112		
DN100			159	15.5	137		

无菌法兰组件(短型) Aseptic flange assembly(short type)

NO.1201090



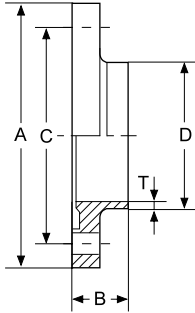
Size	DxT	A	B	C	E	kg
DN10	12x1.5	54	48	37	4-M8	
DN15	18x1.5	59	48	42	4-M8	
DN20	22x1.5	64	48	47	4-M8	
DN25	28x1.5	70	48	53	4-M8	
DN32	34x1.5	76	48	59	4-M8	
DN40	40x1.5	82	48	65	4-M8	
DN50	52x1.5	94	48	77	4-M8	
DN65	70x2.0	113	48	95	8-M8	
DN80	85x2.0	133	52	112	8-M10	
DN100	104x2.0	159	52	137	8-M10	
DN125	129x2.0	183	56	161	8-M10	
DN150	154x2.0	213	56	188	8-M12	

DIN法兰及其他配件

DIN flange and accessories

凹面对焊法兰 Concave butt weld flange

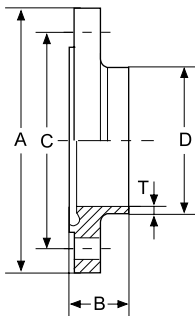
NO.1201091



Size	DxT	A	B	C	kg
DN10	12x1.5	54	24	37	
DN15	18x1.5	59	24	42	
DN20	22x1.5	64	24	47	
DN25	28x1.5	70	24	53	
DN32	34x1.5	76	24	59	
DN40	40x1.5	82	24	65	
DN50	52x1.5	94	24	77	
DN65	70x2.0	113	24	95	
DN80	85x2.0	133	26	112	
DN100	104x2.0	159	26	137	
DN125	129x2.0	183	28	161	
DN150	154x2.0	213	28	188	

凸面对焊法兰 Convex butt weld flange

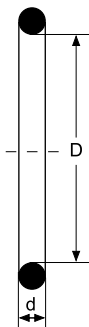
NO.1201092



Size	DxT	A	B	C	kg
DN10	12x1.5	54	25.5	37	
DN15	18x1.5	59	25.5	42	
DN20	22x1.5	64	25.5	47	
DN25	28x1.5	70	25.5	53	
DN32	34x1.5	76	25.5	59	
DN40	40x1.5	82	25.5	65	
DN50	52x1.5	94	25.5	77	
DN65	70x2.0	113	25.5	95	
DN80	85x2.0	133	27.5	112	
DN100	104x2.0	159	27.5	137	
DN125	129x2.0	183	29.5	161	
DN150	154x2.0	213	29.5	188	

法兰密封圈 Flange gaske

NO.1201093



Size	D	A	B	C	d	kg
DN10	12				3.5	
DN15	18				3.5	
DN20	22				3.5	
DN25	28				3.5	
DN32	34				5	
DN40	40				5	
DN50	52				5	
DN65	68				5	
DN80	83				5	
DN100	102				5	
DN125	127				5	
DN150	152				5	

ISO/IDF 系列

ISO/IDF Fittings

此部分安装材料根据 ISO/IDF 管尺寸制造



订购信息表

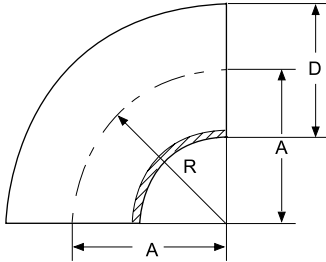
ISO/IDF 焊接管件 (国内常用) ISO/IDF welded pipe fittings(for domestic)	pages 44-49
ISO/IDF 快装管件 ISO/IDF clamped pipe fittings	pages 50-52
ISO2037 焊接管件 ISO2037 welded pipe fittings	pages 53-56
ISO1127 焊接管件 ISO1127 welded pipe fittings	pages 57-59
ISO 卡箍接头及其他配件 ISO clamp,ferrule and accessories	pages 60-64
ISO 无菌快装接头 ISO aseptic clamped ferrule	pages 65-66
ISO 法兰及其他配件 ISO flange and accessories	pages 67-70
ISO 管支架 ISO pipe holder	pages 71
ISO/IDF 活接及其他配件 ISO/IDF union and accessories	pages 72-75
ISO/SMS 活接及其他配件 ISO/SMS union and accessories	pages 76-79
ISO/DIN 活接及其他配件 ISO/DIN union and accessories	pages 80-85
ISO/DS 活接及其他配件 ISO/DS union and accessories	pages 86-87

ISO/IDF 焊接管件

ISO/IDF welded pipe fittings

90° 焊接短弯头 90° Welded short elbow

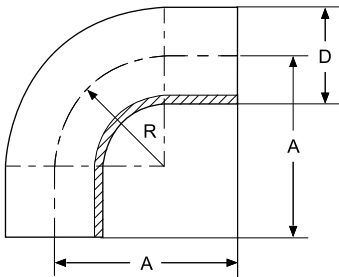
NO.1202001



Size	D	A	B	R	kg
1"	25.4	33.5		33.5	
1.25"	31.8	38		38	
1.5"	38.1	48.5		48.5	
2"	50.8	60.5		60.5	
2.5"	63.5	83.5		83.5	
3"	76.1	88.5		88.5	
3.5"	88.9	103.5		103.5	
4"	101.6	127		127	
4.5"	114.3	152.4		152.4	
5"	127.0	190.5		190.5	
6"	152.4	228.6		228.6	

90° 焊接长弯头 90° Welded long elbow

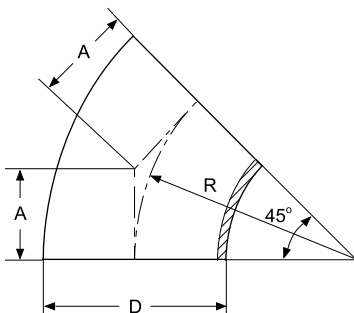
NO.1202002



Size	D	A	B	R	kg
1"	25.4	54		33.5	
1.25"	31.8	60		38	
1.5"	38.1	73		48.5	
2"	50.8	85		60.5	
2.5"	63.5	112		83.5	
3"	76.1	116		88.5	
3.5"	88.9	130		103.5	
4"	101.6	160		127	

45° 焊接短弯头 45° Welded short elbow

NO.1202003

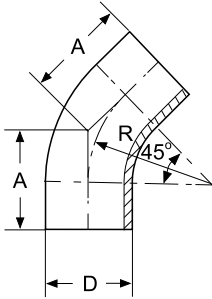


Size	D	A	B	R	kg
1"	25.4	13.9		33.5	
1.25"	31.8	15.7		38	
1.5"	38.1	20.1		48.5	
2"	50.8	25.1		60.5	
2.5"	63.5	34.6		83.5	
3"	76.1	36.7		88.5	
3.5"	88.9	42.9		103.5	
4"	101.6	52.6		127	
4.5"	114.3	63		152.4	
5"	127.0	79		190.5	
6"	152.4	94.7		228.6	

ISO/IDF 焊接管件 ISO/IDF welded pipe fittings

45° 焊接长弯头 45° Welded long elbow

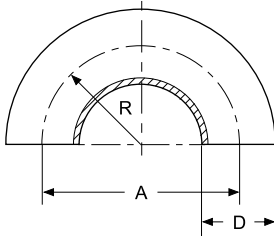
NO.1202004



Size	D	A	B	R	kg
1"	25.4	35		33.5	
1.25"	31.8	38		38	
1.5"	38.1	45		48.5	
2"	50.8	50		60.5	
2.5"	63.5	64		83.5	
3"	76.1	70		88.5	
3.5"	88.9	75		103.5	
4"	101.6	86		127	

180° 焊接弯头 180° Welded elbow

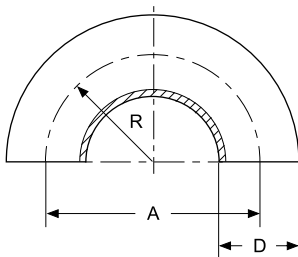
NO.1202005



Size	D	A	B	R	kg
1"	25.4	67		33.5	
1.5"	38.1	97		48.5	
2"	50.8	121		60.5	
2.5"	63.5	167		83.5	
3"	76.1	177		88.5	
4"	101.6	254		127	

180° 焊接弯头(R=1.5D) 180° Welded elbow(R=1.5D)

NO.1202006



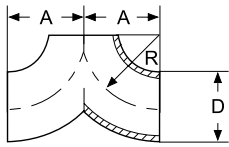
Size	D	A	B	R	kg
1"	25.4	76.2		38.1	
1.5"	38.1	114.3		57.2	
2"	50.8	152.4		76.2	
2.5"	63.5	190.6		95.3	
3"	76.1	228.6		114.3	
4"	101.6	304.8		152.4	

ISO/IDF焊接管件

ISO/IDF welded pipe fittings

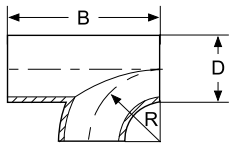
焊接R型三通 Welded R type tee

NO.1202007



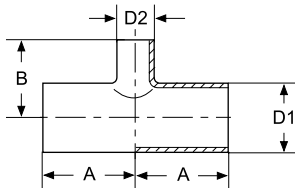
Size	D	A	B	R	kg
1.5"	38.1	48.5	97	48.5	
2"	50.8	60.5	121	60.5	
2.5"	63.5	83.5	167	83.5	
3"	76.1	88.5	177	88.5	
3.5"	88.9	103.5	207	103.5	
4"	101.6	127	254	127	

NO.1202008



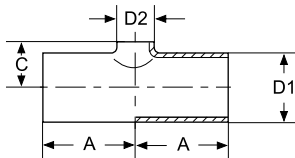
焊接变径三通/焊接变径平口三通 Welded reducing tee/Welded reducing pulled tee

NO.1202009



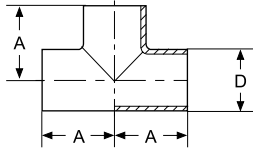
Size	D1	D2	A	B	C	kg
1.5"×1"	38.1	25.4	48.5	44.5	22	
2"	50.8	38.1	60.5	64	28.5	
2"×1"	50.8	25.4	60.5	51	28.5	
2.5"×2"	63.5	50.8	83.5	82	35	
2.5"	63.5	38.1	83.5	70	35	
2.5"×1"	63.5	25.4	83.5	57	35	
3"×2.5"	76.1	63.5	88.5	88.5	41	
3"×2"	76.1	50.8	88.5	88.5	41	
3"	76.1	38.1	88.5	76.5	41	
4"×3"	101.6	76.1	127	101	54	
4"×2.5"	101.6	63.5	127	101	54	
4"×2"	101.6	50.8	127	101	54	

NO.1202010

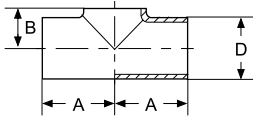


ISO/IDF焊接管件 ISO/IDF welded pipe fittings

焊接等径三通/焊接平口三通 Welded equal tee/Welded pulled tee



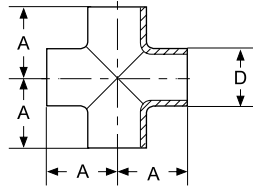
NO.1202011



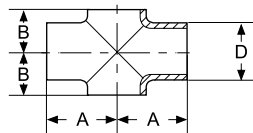
NO.1202012

Size	D	A	B	R	kg
1"	25.4	33.5	16		
1.25"	31.8	38	19		
1.5"	38.1	48.5	22		
2"	50.8	60.5	28.5		
2.5"	63.5	83.5	35		
3"	76.1	88.5	41		
3.5"	88.9	103.5	47.5		
4"	101.6	127	54		

焊接等径四通/焊接平口四通 Welded equal cross/Welded pulled cross



NO.1202013



NO.1202014

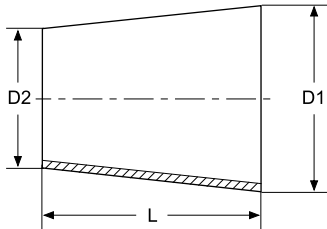
Size	D	A	B	C	kg
1"	25.4	33.5	16		
1.25"	31.8	38	19		
1.5"	38.1	48.5	22		
2"	50.8	60.5	28.5		
2.5"	63.5	83.5	35		
3"	76.1	88.5	41		
3.5"	88.9	103.5	47.5		
4"	101.6	127	54		
4.5"	114.3	152.4	60		

ISO/IDF焊接管件

ISO/IDF welded pipe fittings

焊接同心大小头不带直边 Welded concentric reducer without straight ends

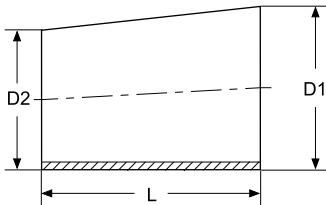
NO.1202015



Size	D1 x D2	L	kg
1"×3/4"	25.4×19.05	24	
1 1/4"×1"	31.8×25.4	24	
1 1/2"×1 1/4"	38.1×31.8	24	
1 1/2"×1"	38.1×25.4	24	
2"×1 1/2"	50.8×38.1	24	
2"×1 1/4"	50.8×31.8	35	
2"×1"	50.8×25.4	47	
2 1/2"×2"	63.5×50.8	24	
2 1/2"×1 1/2"	63.5×38.1	47	
2 1/2"×1 1/4"	63.5×31.8	59	
2 1/2"×1"	63.5×25.4	71	
3"×2 1/2"	76.1×63.5	23	
3"×2"	76.1×50.8	47	
3"×1 1/2"	76.1×38.1	71	
3 1/2"×3"	88.9×76.1	24	
3 1/2"×2 1/2"	88.9×63.5	47	
3 1/2"×2"	88.9×50.8	71	
4"×3 1/2"	101.6×88.9	23	
4"×3"	101.6×76.1	47	
4"×2 1/2"	101.6×63.5	71	
4"×2"	101.6×50.8	95	

焊接偏心大小头不带直边 Welded eccentric reducer without straight ends

NO.1202016

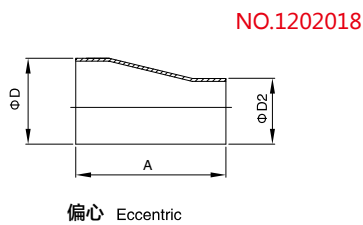
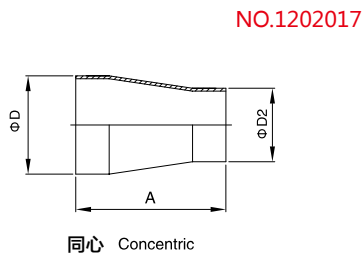


Size	D1 x D2	L	kg
1"×3/4"	25.4×19.05	25.5	
1 1/4"×1"	31.8×25.4	25.5	
1 1/2"×1 1/4"	38.1×31.8	25.5	
1 1/2"×1"	38.1×25.4	21	
2"×1 1/2"	50.8×38.1	21	
2"×1 1/4"	50.8×31.8	31	
2"×1"	50.8×25.4	42	
2 1/2"×2"	63.5×50.8	51	
2 1/2"×1 1/2"	63.5×38.1	42	
2 1/2"×1 1/4"	63.5×31.8	52	
2 1/2"×1"	63.5×25.4	63	
3"×2 1/2"	76.1×63.5	51	
3"×2"	76.1×50.8	42	
3"×1 1/2"	76.1×38.1	63	
3 1/2"×3"	88.9×76.1	51	
3 1/2"×2 1/2"	88.9×63.5	42	
3 1/2"×2"	88.9×50.8	63	
4"×3 1/2"	101.6×88.9	51	
4"×3"	101.6×76.1	42	
4"×2 1/2"	101.6×63.5	63	
4"×2"	101.6×50.8	84	

ISO/IDF焊接管件

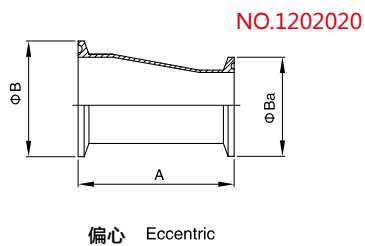
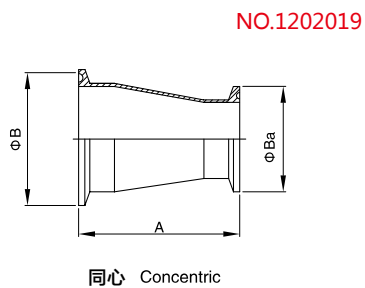
ISO/IDF welded pipe fittings

焊接大小头带直边 Welded reducer with straight ends



Size	A	D	D2		kg
1.0"x0.75"	38.0	25.4	19.05		
1 1/4"x1.0"	50.0	31.8	25.4		
1 1/2"x1 1/4"	50.0	38.1	31.8		
1 1/2"x1.0"	50.0	38.1	25.4		
2.0"x1 1/2"	67.0	50.8	38.1		
2.0"x1 1/4"	67.0	50.8	31.8		
2.0"x1.0"	67.0	50.8	25.4		
2 1/2"x2.0"	67.0	63.5	50.8		
2 1/2"x1 1/2"	67.0	63.5	38.1		
2 1/2"x1.0"	67.0	63.5	25.4		
3.0"x2 1/2"	67.0	76.2	63.5		
3.0"x2.0"	67.0	76.2	50.8		
3.0"x1 1/2"	67.0	76.2	38.1		
3 1/2"x3.0"	76.0	88.9	76.2		
3 1/2"x2 1/2"	67.0	88.9	63.5		
3 1/2"x2.0"	67.0	88.9	50.8		
4.0"x3 1/2"	87.0	101.6	88.9		
4.0"x3.0"	87.0	101.6	76.2		
4.0"x2 1/2"	87.0	101.6	63.5		
4.0"x2.0"	87.0	101.6	50.8		

快装大小头 Clamped reducer



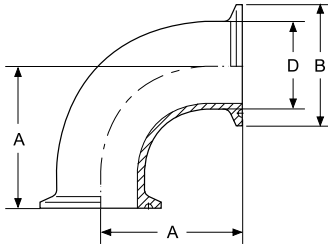
Size	A	B	Ba		kg
1.0"x0.75"	64.0	50.5	34.0		
1 1/4"x1.0"	76.0	50.5	50.5		
1 1/2"x1 1/4"	76.0	50.5	50.5		
1 1/2"x1.0"	76.0	50.5	50.5		
2.0"x1 1/2"	93.0	64.0	50.5		
2.0"x1 1/4"	93.0	64.0	50.5		
2.0"x1.0"	93.0	64.0	50.5		
2 1/2"x2.0"	93.0	77.5	64.0		
2 1/2"x1 1/2"	93.0	77.5	50.5		
2 1/2"x1.0"	93.0	77.5	50.5		
3.0"x2 1/2"	93.0	91.0	77.5		
3.0"x2.0"	93.0	91.0	64.0		
3.0"x1 1/2"	93.0	91.0	50.5		
3 1/2"x3.0"	93.0	106.0	91.0		
3 1/2"x2 1/2"	93.0	106.0	77.5		
3 1/2"x2.0"	93.0	106.0	64.0		
4.0"x3 1/2"	118.0	119.0	106.0		
4.0"x3.0"	118.0	119.0	91.0		
4.0"x2 1/2"	118.0	119.0	77.5		
4.0"x2.0"	118.0	119.0	64.0		

ISO/IDF快装管件

ISO/IDF clamped pipe fittings

90° 快装弯头 90° Clamped elbow

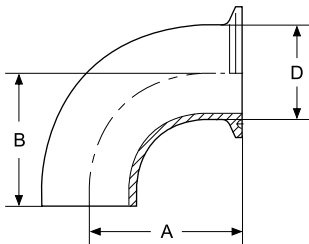
NO.1202021



Size	D	A	B	C	kg
1"	25.4	55	50.5		
1 1/4"	31.8	59.5	50.5		
1 1/2"	38.1	70	50.5		
2"	50.8	82	64		
2 1/2"	63.5	105	77.5		
3"	76.1	110	91		
3 1/2"	88.9	125	106		
4"	101.6	148.5	119		

90° 焊接/快装弯头 90° Welded/Clamped elbow

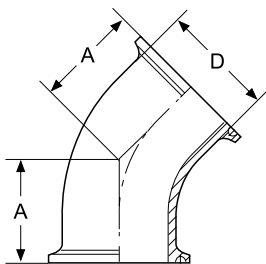
NO.1202022



Size	D	A	B	C	kg
1"	25.4	55	33.5		
1 1/4"	31.8	59.5	38		
1 1/2"	38.1	70	48.5		
2"	50.8	82	60.5		
2 1/2"	63.5	105	83.5		
3"	76.1	110	88.5		
3 1/2"	88.9	125	103.5		
4"	101.6	148.5	127		

45° 快装弯头 45° Clamped elbow

NO.1202023



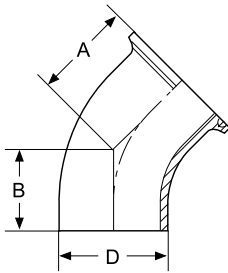
Size	D	A	B	C	kg
1"	25.4	35.5			
1 1/4"	31.8	37.5			
1 1/2"	38.1	41.5			
2"	50.8	46.5			
2 1/2"	63.5	56.5			
3"	76.1	58.5			
3 1/2"	88.9	64.5			
4"	101.6	80.5			

ISO/IDF快装管件

ISO/IDF clamped pipe fittings

45° 焊接/快装弯头 45° Welded/Clamped elbow

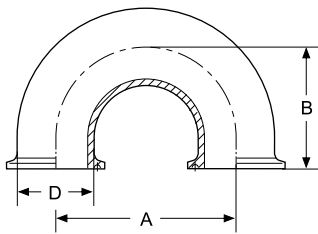
NO.1202024



Size	D	A	B	C	kg
1"	25.4	35.4	13.9		
1 1/4"	31.8	37.2	15.7		
1 1/2"	38.1	41.6	20.1		
2"	50.8	46.6	25.1		
2 1/2"	63.5	56.1	34.6		
3"	76.1	58.2	36.7		
3 1/2"	88.9	64.4	42.9		
4"	101.6	74.1	52.6		

180° 快装弯头 180° Clamped elbow

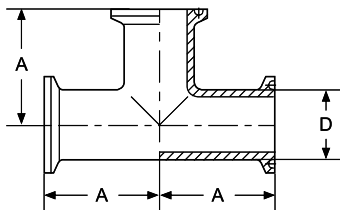
NO.1202025



Size	D	A	B	C	kg
1"	25.4	76.2	59.6		
1 1/2"	38.1	114.3	78.7		
2"	50.8	152.4	97.7		
2 1/2"	63.5	190.6	116.8		
3"	76.1	228.6	135.8		
4"	101.6	304.8	173.9		

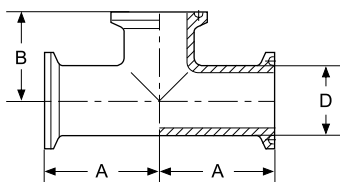
快装等径三通/快装短三通 Clamped equal tee/Clamped short tee

NO.1202026



Size	D	A	B	C	kg
1"	25.4	55	37.5		
1 1/4"	31.8	59.5	40.5		
1 1/2"	38.1	70	43.5		
2"	50.8	82	50		
2 1/2"	63.5	105	56.5		
3"	76.1	110	62.5		
3 1/2"	88.9	125	69		
4"	101.6	148.5	76		

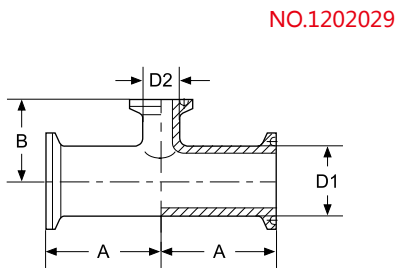
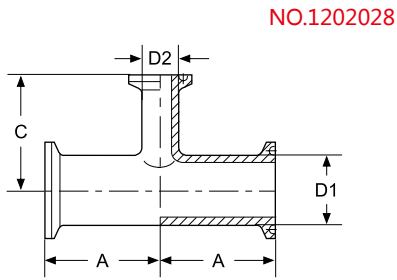
NO.1202027



ISO/IDF卡式管件

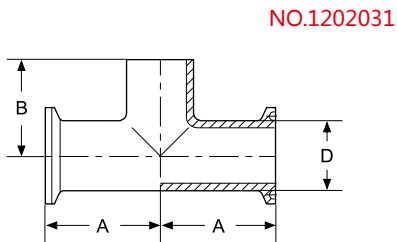
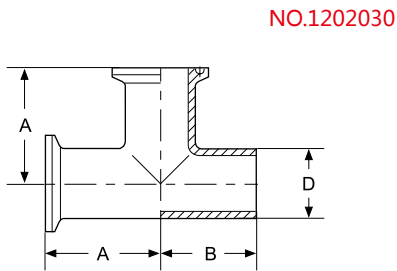
ISO/IDF Cassette Fittings

快装变径等径三通/快装变径短三通 Clamped reducing equal tee/Clamped reducing short tee



Size	D1	D2	A	B	C	kg
1 1/2"×1"	38.1	25.4	70	43.5	66	
2"×1 1/2"	50.8	38.1	82	50	85	
2"×1"	50.8	25.4	82	50	72.5	
2 1/2"×2"	63.5	50.8	105	56.5	103.5	
2 1/2"×1 1/2"	63.5	38.1	105	56.5	91.5	
2 1/2"×1"	63.5	25.4	105	56.5	78.5	
3"×2 1/2"	76.1	63.5	110	62.5	110	
3"×2"	76.1	50.8	110	62.5	110	
3"×1 1/2"	76.1	38.1	110	62.5	98	
4"×3"	101.6	76.1	155	75.5	122.5	
4"×2 1/2"	101.6	63.5	155	75.5	122.5	
4"×2"	101.6	50.8	155	75.5	122.5	

焊接/快装三通 Welded/Clamped tee

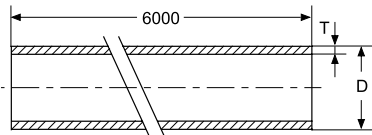


Size	D	A	B	C	kg
1"	25.4	55	33.5		
1 1/4"	31.8	59.5	38		
1 1/2"	38.1	70	48.5		
2"	50.8	82	60.5		
2 1/2"	63.5	105	83.5		
3"	76.1	110	88.5		
3 1/2"	88.9	125	103.5		
4"	101.6	148.5	127		

ISO2037焊接管件

ISO2037 welded pipe fittings

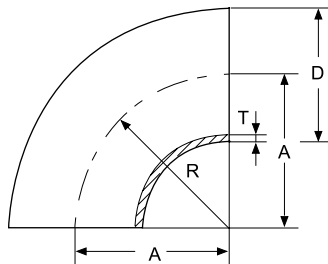
ISO2037管道外径及壁厚 ISO2037 pipeline OD x t



NO.1202032

Size	DxT	A	B	C	kg
1"	25×1.2				
1 1/4"	32×1.2				
1 1/2"	38×1.2				
2"	51×1.2				
2 1/2"	63.5×1.6				
3"	76.1×1.6				
4"	101.6×2.0				

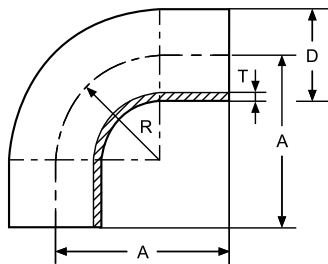
90° 焊接短弯头(R=1.5D) 90° Welded short elbow(R=1.5D)



NO.1202033

Size	DxT	A	B	R	kg
1"	25×1.2	38		37.5	
1 1/2"	38×1.2	57		57.0	
2"	51×1.2	76		76.5	
2 1/2"	63.5×1.6	95		95.3	
3"	76.1×1.6	114		114.2	
4"	101.6×2.0	152		152.4	

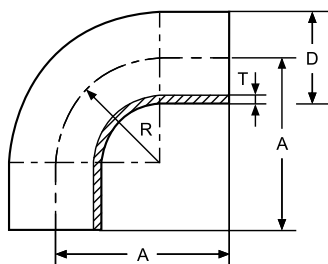
90° 焊接长弯头(R=1.5D) 90° Welded long elbow(R=1.5D)



NO.1202034

Size	DxT	A	B	R	kg
1"	25×1.2	65	27.5	37.5	
1 1/2"	38×1.2	85	58	57.0	
2"	51×1.2	110	33.5	76.5	
2 1/2"	63.5×1.6	135	39.7	95.3	
3"	76.1×1.6	155	40.8	114.2	
4"	101.6×2.0	195	42.6	152.4	

90° 焊接长弯头(R=1.0D) 90° Welded long elbow(R=1.0D)



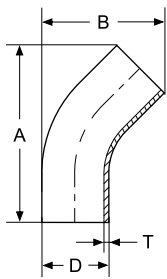
NO.1202035

Size	DxT	A	B	R	kg
1"	25×1.2	55	30	25	
1 1/4"	32×1.2	65	33	32	
1 1/2"	38×1.2	70	32	38	
2"	51×1.2	82	31	51	
2 1/2"	63.5×1.6	105	41.5	63.5	
3"	76.1×1.6	110	34	76	
4"	101.6×2.0	150	-	149	

ISO2037焊接管件

ISO2037 welded pipe fittings

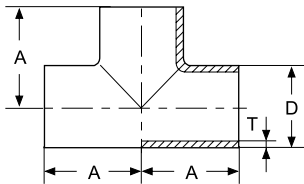
45° 焊接长弯头 45° Welded long elbow



NO.1202036

Size	DxT	A	B	C	kg
1"	25×1.2	70	47		
1 1/2"	38×1.2	87	63		
2"	51×1.2	119.5	86.5		
2 1/2"	63.5×1.6	136	101		
3"	76.1×1.6	157	119		
4"	101.6×2.0	226.5	166		

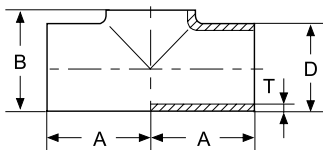
焊接等径三通 Welded equal tee



NO.1202037

Size	DxT	A	B	C	kg
1"	25×1.2	55			
1 1/2"	38×1.2	70			
2"	51×1.2	82			
2 1/2"	63.5×1.6	105			
3"	76.1×1.6	110			
4"	101.6×2.0	150			

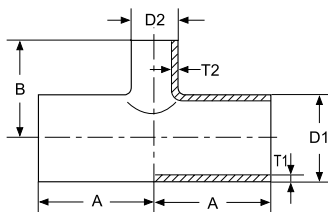
焊接平口短三通 Welded pulled short tee



NO.1202038

Size	DxT	A	B	C	kg
1"	25×1.2	55	27		
1 1/2"	38×1.2	70	40.5		
2"	51×1.2	82	54.5		
2 1/2"	63.5×1.6	105	67		
3"	76.1×1.6	110	81		
4"	101.6×2.0	150	107		

焊接变径三通 Welded reducing tee



NO.1202039

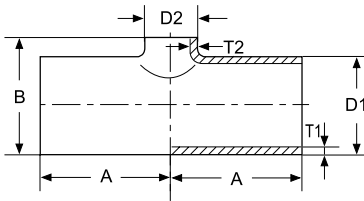
Size	D1×T1	D2×T2	A	B	C	kg
1 1/2"×1"	38×1.2	25×1.2	70	70		
2"×1"	51×1.2	38×1.2	82	70		
2"×1 1/2"	51×1.2	38×1.2	82	70		
2 1/2"×1"	61.5x1.6	25x1.2	105	70		
2 1/2"×1 1/2"	63.5×1.6	38×1.2	105	70		
2 1/2"×2"	63.5×1.6	51×1.2	105	82		
3"×1"	76.1×1.6	25×1.2	110	80		
3"×1 1/2"	76.1×1.6	38×1.2	110	80		
3"×2"	76.1×1.6	50.8×1.2	110	82		
3"×2 1/2"	76.1×1.6	63.5×1.6	110	82		
4"×1"	101.6x2.0	25x1.2	150	110		
4"×1 1/2"	101.6x2.0	38x1.2	150	110		
4"×2"	101.6×2.0	51×1.2	150	120		
4"×2 1/2"	101.6×2.0	63.5×1.6	150	120		
4"×3"	101.6×2.5	76.1×1.6	150	120		

ISO2037焊接管件

ISO2037 welded pipe fittings

焊接变径平口三通 Welded reducing pulled tee

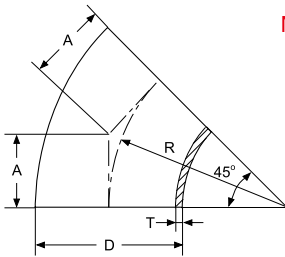
NO.1202040



Size	D1×T1	D2×T2	A	B	C	kg
1 1/2"×1"	38×1.2	25×1.2	70	40.7		
2"×1"	51×1.2	38×1.2	82	54.1		
2"×1 1/2"	51×1.2	38×1.2	82	54.1		
2 1/2"×1"	61.5×1.6	25×1.2	105	66.5		
2 1/2"×1 1/2"	63.5×1.6	38×1.2	105	67.5		
2 1/2"×2"	63.5×1.6	51×1.2	105	66.5		
3"×1"	76.1×1.6	25×1.2	110	80.0		
3"×1 1/2"	76.1×1.6	38×1.2	110	80.6		
3"×2"	76.1×1.6	51×1.2	110	80.6		
3"×2 1/2"	76.1×1.6	63.5×1.6	110	80.0		
4"×1"	101.6×2.0	25×1.2	150	105.0		
4"×1 1/2"	101.6×2.0	38×1.2	150	106.0		
4"×2"	101.6×2.0	51×1.2	150	106.6		
4"×2 1/2"	101.6×2.0	63.5×1.6	150	106.6		
4"×3"	101.6×2.0	76.1×1.6	150	106.6		

45° 焊接短弯头(R=1.5D) 45° Welded short elbow(R=1.5D)

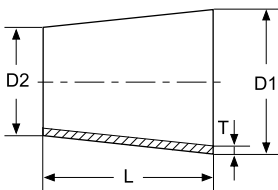
NO.1202041



Size	D×T	A	B	R	kg
1"	25×1.2	15.5		37.5	
1 1/2"	38×1.2	23.6		57.0	
2"	51×1.2	31.7		76.5	
2 1/2"	63.5×1.6	39.5		95.3	
3"	76.1×1.6	47.3		114.2	
4"	101.6×2.0	63.1		152.4	

焊接同心大小头不带直边 Welded concentric reducer without straight ends

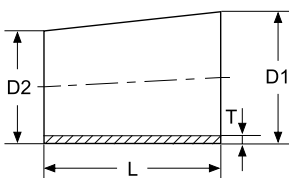
NO.1202042



Size	D1×D2×T	L	kg
1 1/2"×1"	38×25×1.2	44	
2"×1 1/2"	51×38×1.2	42	
2"×1"	51×25×1.2	86	
2 1/2"×2"	63.5×51×1.6	40	
2 1/2"×1 1/2"	63.5×38×1.6	82	
3"×2 1/2"	76.1×63.5×1.6	39	
3"×2"	76.1×51×1.6	79	
4"×3"	101.6×76.1×2.0	81	

焊接偏心大小头不带直边 Welded eccentric reducer without straight ends

NO.1202043



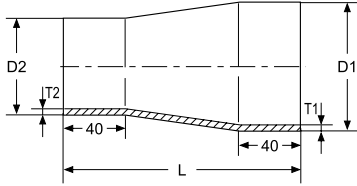
Size	D1×D2×T	L	kg
1 1/2"×1"	38×25×1.2	44	
2"×1 1/2"	51×38×1.2	42	
2"×1"	51×25×1.2	86	
2 1/2"×2"	63.5×51×1.6	40	
2 1/2"×1 1/2"	63.5×38×1.6	82	
3"×2 1/2"	76.1×63.5×1.6	39	
3"×2"	76.1×51×1.6	79	
4"×3"	101.6×76.1×2.0	81	

ISO2037焊接管件

ISO2037 welded pipe fittings

焊接同心大小头带直边 Welded concentric reducer with straight ends

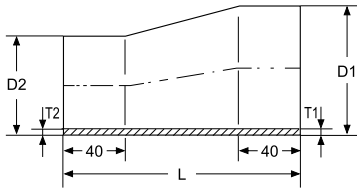
NO.1202044



Size	D1×T1	D2×T2	L	kg
1 1/2"×1"	38×1.2	25×1.2	97	
2"×1 1/2"	51×1.2	38×1.2	97	
2"×1"	51×1.2	25×1.2	115	
2 1/2"×2"	63.5×1.6	51×1.2	97	
2 1/2"×1 1/2"	63.5×1.6	38×1.2	120	
3"×2 1/2"	76.1×1.6	63.5×1.6	97	
3"×2"	76.1×1.6	51×1.2	115	
3"×1 1/2"	76.1×1.6	38×1.2	130	
4"×3"	101.6×2	76.1×1.6	120	
4"×2 1/2"	101.6×2	63.5×1.6	140	
4"×2"	101.6×2	51×1.2	150	

焊接偏心大小头带直边 Welded eccentric reducer with straight ends

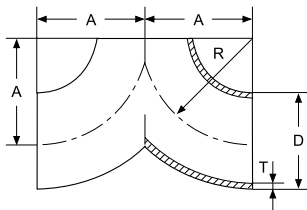
NO.1202045



Size	D1×T1	D2×T2	L	kg
1 1/2"×1"	38×1.2	25×1.2	100	
2"×1 1/2"	51×1.2	38×1.2	100	
2"×1"	51×1.2	25×1.2	120	
2 1/2"×2"	63.5×1.6	51×1.2	105	
2 1/2"×1 1/2"	63.5×1.6	38×1.2	140	
3"×2 1/2"	76.1×1.6	63.5×1.6	105	
3"×2"	76.1×1.6	51×1.2	135	
3"×1 1/2"	76.1×1.6	38×1.2	—	
4"×3"	101.6×2	76.1×1.6	135	
4"×2 1/2"	101.6×2	63.5×1.6	170	
4"×2"	101.6×2	51×1.2	—	

焊接R型三通 Welded R type tee

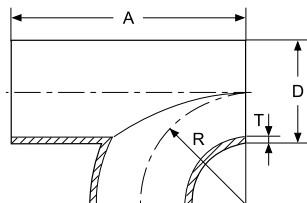
NO.1202046



Size	D×T	A	B	R	kg
1"	25×1.2	38		37.5	
1 1/2"	38×1.2	57		57.0	
2"	51×1.2	76		76.5	
2 1/2"	63.5×1.6	95		95.3	
3"	75.1×1.6	114		114.2	
4"	101.6×2.0	152		152.4	

焊接R型三通 Welded R type tee

NO.1202047



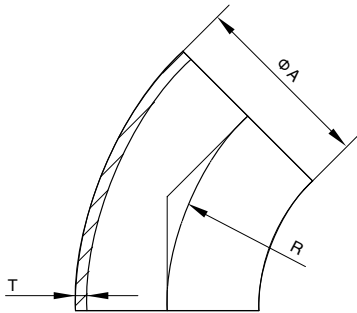
Size	D×T	A	B	R	kg
1"	25×1.2	56		37.5	
1 1/2"	38×1.2	114		57.0	
2"	51×1.2	152		76.5	
2 1/2"	63.5×1.6	190		95.3	
3"	75.1×1.6	228		114.2	
4"	101.6×2.0	304		152.4	

ISO1127焊接管件

ISO1127 welded pipe fittings

45° 焊接短弯头 45° Welded short elbow

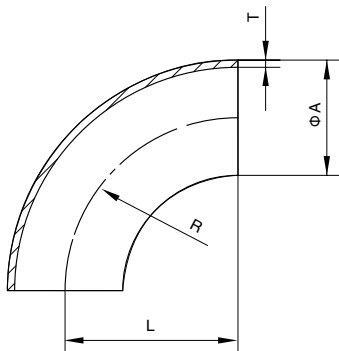
NO.1202048



ISO	A	R	T	kg
13.5	13.5	20	1.6	
17.2	17.2	28	1.6	
21.3	21.3	30	1.6	
26.9	26.9	28(min)	1.6	
33.7	33.7	38	2	
42.4	42.4	47.5	2	
48.3	48.3	57	2	
60.3	60.3	76	2	
76.1	76.1	95	2	
88.9	88.9	114.5	2.3	
101.6	101.6	133	2.3	
114.3	114.3	152	2.3	

90° 焊接短弯头 90° Welded short elbow

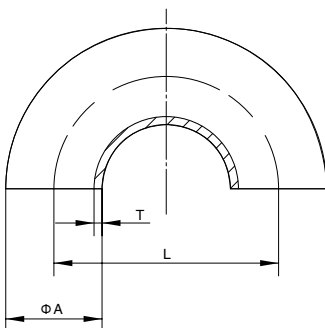
NO.1202049



ISO	A	R	L	T	kg
13.5	13.5	20	20	1.6	
17.2	17.2	28	28	1.6	
21.3	21.3	30	30	1.6	
26.9	26.9	28(min)	28(min)	1.6	
33.7	33.7	38	38	2	
42.4	42.4	47.5	47.5	2	
48.3	48.3	57	57	2	
60.3	60.3	76	76	2	
76.1	76.1	95	95	2	
88.9	88.9	114.5	114.5	2.3	
101.6	101.6	133	133	2.3	
114.3	114.3	152	152	2.3	

180° 焊接短弯头 180° Welded short elbow

NO.1202050



ISO	A	L	T	kg
13.5	13.5	40	1.6	
17.2	17.2	56	1.6	
21.3	21.3	60	1.6	
26.9	26.9	56	1.6	
33.7	33.7	76	2	
42.4	42.4	95	2	
48.3	48.3	114	2	
60.3	60.3	152	2	
76.1	76.1	191	2	
88.9	88.9	229	2.3	
101.6	101.6	267	2.3	
114.3	114.3	305	2.3	

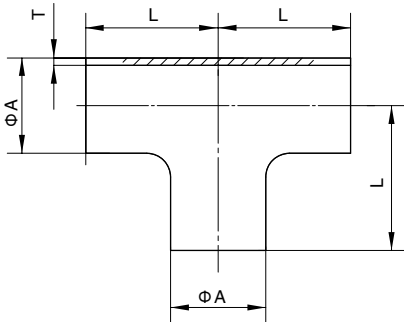
*可生产ISO1127系列1,系列2,系列3不锈钢管件
*Produce ISO1127 series 1,series 2, series 3 pipe-fitting

ISO 1127 系列管件

ISO 1127 Fittings

焊接等径三通 Welded equal tee

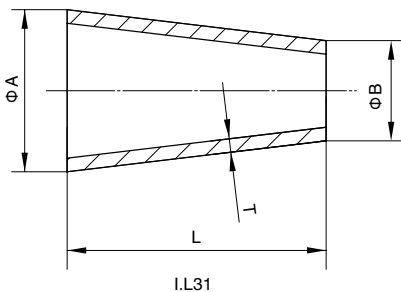
NO.1202051



Size	A	L	T	kg
13.5	13.5	20	1.6	
17.2	17.2	28	1.6	
21.3	21.3	30	1.6	
26.9	26.9	28(min)	1.6	
33.7	33.7	38	2	
42.4	42.4	48	2	
48.3	48.3	57	2	
60.3	60.3	64	2	
76.1	76.1	76	2	
88.9	88.9	86	2.3	
101.6	101.6	95	2.3	
114.3	114.3	105	2.3	

焊接同心大小头不带直边 Welded concentric reducer without straight ends

NO.1202052

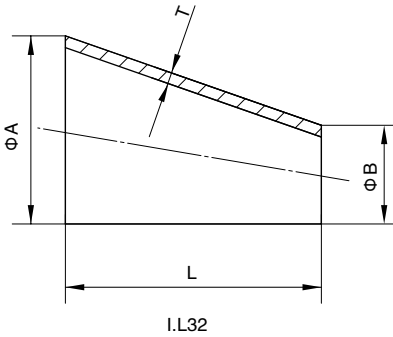


Size	A	B	L	T	kg
26.9 x 17.3	26.9	17.3	38	1.6	
26.9 x 21.3	26.9	21.3	38	2	
33.7 x 21.3	33.7	21.3	51	2	
33.7 x 26.9	33.7	26.9	51	2	
42.4 x 21.3	42.4	21.3	51	2	
42.4 x 26.9	42.4	26.9	51	2	
42.4 x 33.7	42.4	33.7	51	2	
48.3 x 21.3	48.3	21.3	64	2	
48.3 x 26.9	48.3	26.9	64	2	
48.3 x 33.7	48.3	33.7	64	2	
48.3 x 42.4	48.3	42.4	64	2	
60.3 x 26.9	60.3	26.9	76	2	
60.3 x 33.7	60.3	33.7	76	2	
60.3 x 42.4	60.3	42.4	76	2	
60.3 x 48.3	60.3	48.3	76	2	
76.1 x 33.7	76.1	33.7	89	2	
76.1 x 42.4	76.1	42.4	89	2	
76.1 x 48.3	76.1	48.3	89	2	
76.1 x 60.3	76.1	60.3	89	2	
88.9 x 42.4	88.9	42.4	89	2.3	
88.9 x 48.3	88.9	48.3	89	2.3	
88.9 x 60.3	88.9	60.3	89	2.3	
88.9 x 76.1	88.9	76.1	89	2.3	
101.6 x 42.4	101.6	42.4	102	2.3	
101.6 x 48.3	101.6	48.3	102	2.3	
101.6 x 60.3	101.6	60.3	102	2.3	
101.6 x 76.1	101.6	76.1	102	2.3	
101.6 x 88.9	101.6	88.9	102	2.3	
114.3 x 48.3	114.3	48.3	102	2.3	
114.3 x 60.3	114.3	60.3	102	2.3	
114.3 x 76.1	114.3	76.1	102	2.3	
114.3 x 88.9	114.3	88.9	102	2.3	
114.3 x 104.6	114.3	104.6	102	2.3	

ISO 1127 系列管件 ISO 1127 Fittings

焊接偏心大小头不带直边 Welded eccentric reducer without straight ends

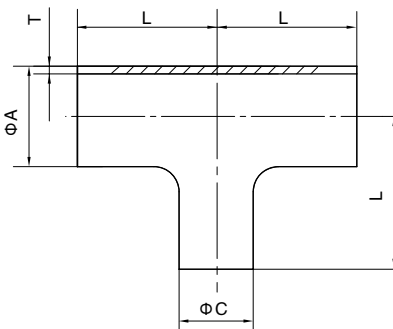
NO.1202053



Size	A	B	L	T	kg
26.9 x 17.3	26.9	17.3	38	1.6	
26.9 x 21.3	26.9	21.3	38	2	
33.7 x 21.3	33.7	21.3	51	2	
33.7 x 26.9	33.7	26.9	51	2	
42.4 x 21.3	42.4	21.3	51	2	
42.4 x 26.9	42.4	26.9	51	2	
42.4 x 33.7	42.4	33.7	51	2	
48.3 x 21.3	48.3	21.3	64	2	
48.3 x 26.9	48.3	26.9	64	2	
48.3 x 33.7	48.3	33.7	64	2	
48.3 x 42.4	48.3	42.4	64	2	
60.3 x 26.9	60.3	26.9	76	2	
60.3 x 33.7	60.3	33.7	76	2	
60.3 x 42.4	60.3	42.4	76	2	
60.3 x 48.3	60.3	48.3	76	2	
76.1 x 33.7	76.1	33.7	89	2	
76.1 x 42.4	76.1	42.4	89	2	
76.1 x 48.3	76.1	48.3	89	2	
76.1 x 60.3	76.1	60.3	89	2	
88.9 x 42.4	88.9	42.4	89	2.3	
88.9 x 48.3	88.9	48.3	89	2.3	
88.9 x 60.3	88.9	60.3	89	2.3	
88.9 x 76.1	88.9	76.1	89	2.3	
101.6 x 42.4	101.6	42.4	102	2.3	
101.6 x 48.3	101.6	48.3	102	2.3	
101.6 x 60.3	101.6	60.3	102	2.3	
101.6 x 76.1	101.6	76.1	102	2.3	
101.6 x 88.9	101.6	88.9	102	2.3	
114.3 x 48.3	114.3	48.3	102	2.3	
114.3 x 60.3	114.3	60.3	102	2.3	
114.3 x 76.1	114.3	76.1	102	2.3	
114.3 x 88.9	114.3	88.9	102	2.3	
114.3 x 104.6	114.3	104.6	102	2.3	

焊接变径三通 Welded reducing tee

NO.1202054

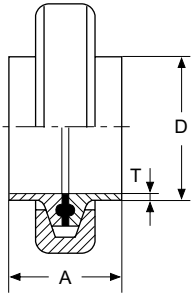


Size	A	C	L	T	kg
26.9 x 21.3	26.9	21.3	29	1.6	
33.7 x 21.3	33.7	21.3	38	2.0	
33.7 x 26.9	33.7	26.9	38	2.0	
42.4 x 21.3	42.4	21.3	48	2.0	
42.4 x 26.9	42.4	26.9	48	2.0	
42.4 x 33.7	42.4	33.7	48	2.0	
48.3 x 21.3	48.3	21.3	57	2.0	
48.3 x 26.9	48.3	26.9	57	2.0	
48.3 x 33.7	48.3	33.7	57	2.0	
48.3 x 42.4	48.3	42.4	57	2.0	
60.3 x 26.9	60.3	26.9	64	2.0	
60.3 x 33.7	60.3	33.7	64	2.0	
60.3 x 42.4	60.3	42.4	64	2.0	
60.3 x 48.3	60.3	48.3	64	2.0	
76.1 x 33.7	76.1	33.7	76	2.0	
76.1 x 42.4	76.1	42.4	76	2.0	
76.1 x 48.3	76.1	48.3	76	2.0	
76.1 x 60.3	76.1	60.3	76	2.0	
88.9 x 42.4	88.9	42.4	86	2.3	
88.9 x 48.3	88.9	48.3	86	2.3	
88.9 x 60.3	88.9	60.3	86	2.3	
88.9 x 76.1	88.9	76.1	86	2.3	
101.6 x 42.4	101.6	42.4	95	2.3	
101.6 x 48.3	101.6	48.3	95	2.3	
101.6 x 60.3	101.6	60.3	95	2.3	
101.6 x 76.1	101.6	76.1	95	2.3	
101.6 x 88.9	101.6	88.9	95	2.3	
114.3 x 48.3	114.3	48.3	105	2.3	
114.3 x 60.3	114.3	60.3	105	2.3	
114.3 x 76.1	114.3	76.1	105	2.3	
114.3 x 88.9	114.3	88.9	105	2.3	
114.3 x 104.6	114.3	104.6	105	2.3	

ISO卡箍接头及其他配件

ISO clamp, ferrule and accessories

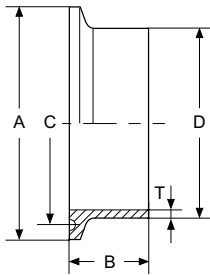
ISO2852快装接头组件 ISO2852 Clamped ferrule assembly



NO.1202055

Size	DxT	A	B	C	kg
1"	25.4x1.5	45			
1 1/4"	31.8x1.5	45			
1 1/2"	38.1x1.5	45			
2"	50.8x1.5	45			
2 1/2"	63.5x2	45			
3"	76.1x2	45			
3 1/2"	88.9x2	45			
4"	101.6x2	58			
4.5"	114.3x2	58			
5.5"	139.7x3	58			
6.5"	165.2x3	58			

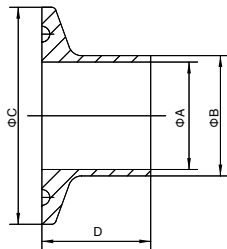
ISO2852快装接头 ISO2852 Clamped ferrule



NO.1202056

Size	DxT	A	B	C	kg
1"	25.4x1.5	50.5	21.5	43.5	
1 1/4"	31.8x1.5	50.5	21.5	43.5	
1 1/2"	38.1x1.5	50.5	21.5	43.5	
2"	50.8x1.5	64	21.5	56.5	
2 1/2"	63.5x2	77.5	21.5	70.5	
3"	76.1x2	91	21.5	83.5	
3 1/2"	88.9x2	106	21.5	97	
4"	101.6x2	119	28	110	
4.5"	114.3x2	130	28	122	
5.5"	139.7x3	155	28	146	
6.5"	165.2x3	183	28	174	

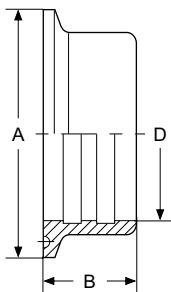
快装接头 Clamped ferrule



NO.1202057

Size	A	B	C	D			kg
				14WMP	14MMP	14AMP	
10.2	7.0	10.2	34.0	12.7	21.5	28.6	
13.5	10.3	13.5	34.0	12.7	21.5	28.6	
17.2	14	17.2	34.0	12.7	21.5	28.6	
21.3	18.1	21.3	34.0	12.7	21.5	28.6	
26.9	23.7	26.9	50.5	12.7	21.5	28.6	
33.7	29.7	33.7	50.5	12.7	21.5	28.6	
42.4	38.4	42.4	50.5	12.7	21.5	28.6	
48.3	44.3	48.3	64.0	12.7	21.5	28.6	
60.3	56.3	60.3	77.5	12.7	21.5	28.6	
76.1	71.5	76.1	91.0	12.7	21.5	28.6	
88.9	84.3	88.9	106.0	12.7	21.5	28.6	
114.3	109.1	114.3	130.0	15.8	21.5	28.6	
139.7	134.5	139.7	155.0	15.8	21.5	28.6	
168.3	163.1	168.3	183.0	-	21.5	28.6	
219.1	213.9	219.3	233.5	-	21.5	28.6	

膨胀接头 Expanded ferrule



NO.1202058

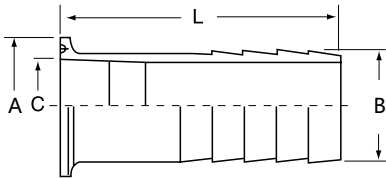
Size	DxT	A	B	C	kg
1"	25.6	50.5	20		
1 1/2"	38.3	50.5	20		
2"	51	64	25		
2 1/2"	63.7	77.5	30		
3"	76.3	91	30		
4"	101.9	119	35		

ISO卡箍接头及其他配件

ISO clamp, ferrule and accessories

快装软管接头 Clamped hose barb adapter

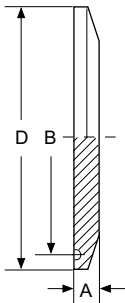
NO.1202059



Size	A	B	C	L	kg
1"	50.5	25.4	21.4	69	
1 1/4"	50.5	31.8	27.8	81	
1 1/2"	50.5	38.1	34.1	81	
2"	64	50.8	44.8	81	
2 1/2"	77.5	63.5	57.5	91	
3"	91	76.3	70.3	101	
3 1/2"	106	89.1	81.1	101	
4"	119	101.6	93.6	101	

快装盲板 Clamped blind cap

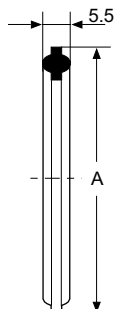
NO.1202060



Size	D	T	A	B	C	kg
1"	50.5		6.3	43.5		
1 1/4"	50.5		6.3	43.5		
1 1/2"	50.5		6.3	43.5		
2"	64		6.3	56.5		
2 1/2"	77.5		6.3	70.5		
3"	91		6.3	83.5		
3 1/2"	106		6.3	97		
4"	119		7.9	110		
4.5"	130		7.9	122		
5.5"	155		11.1	146		
6.5"	183		11.1	174		

接头密封圈 Gasket for ferrule

NO.1202061



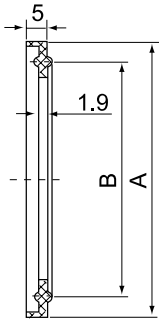
Size	DxT	A	B	S	kg
1"		50.5			
1 1/4"		50.5			
1 1/2"		50.5			
2"		64			
2 1/2"		77.5			
3"		91			
3 1/2"		106			
4"		119			
4.5"		130			
5.5"		155			
6.5"		183			

ISO卡箍接头及其他配件

ISO clamp, ferrule and accessories

接头密封圈 Gasket for ferrule

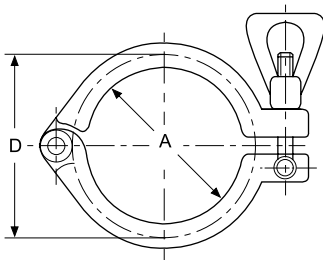
NO.1202062



Size	A	B		kg
1"	52.7	43.5		
1 1/4"	52.7	43.5		
1 1/2"	52.7	43.5		
2"	66.2	56.5		
2 1/2"	79.7	70.5		
3"	93.2	83.5		
3 1/2"	108.2	97		
4"	121.2	110		
4.5"	132.2	122		
5.5"	157.2	146		
6.5"	185.2	174		

单铆钉卡箍 Single pin clamp

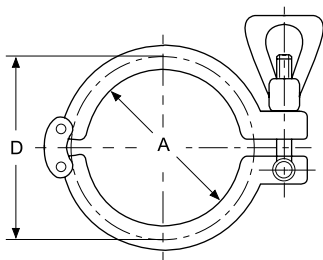
NO.1202063



Size	D	T	A	B	C	kg
3/4"	37		27			
1"	54		43.5			
1 1/4"	54		43.5			
1 1/2"	54		43.5			
2"	67		57			
2 1/2"	80.5		70.5			
3"	94		84			
3 1/2"	109		99			
4"	122		112			
4.5"	133		124			

双铆钉卡箍 Double pin clamp

NO.1202064



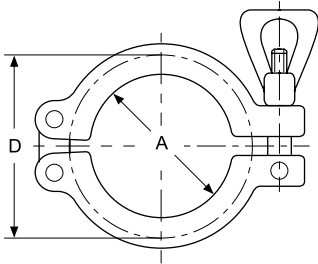
Size	D	T	A	B	C	kg
1"	54		46			
1 1/4"	54		46			
1 1/2"	54		46			
2"	67		60			
2 1/2"	80.5		72			
3"	94		83			
4"	122		110			

ISO卡箍接头及其他配件

ISO clamp, ferrule and accessories

双铆钉卡箍 Double pin clamp

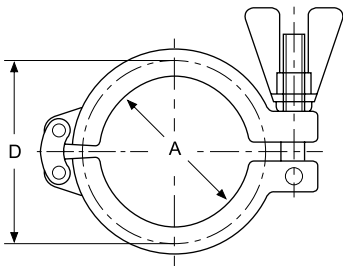
NO.1202065



Size	D	T	A	B	C	kg
1/2"	28		21			
1"	55		45			
1 1/2"	55		45			
2"	69		59			
2 1/2"	82		72			
3"	95.5		85.5			
3 1/2"	110.5		100.5			
4"	123.5		113.5			

双铆钉卡箍 Double pin clamp

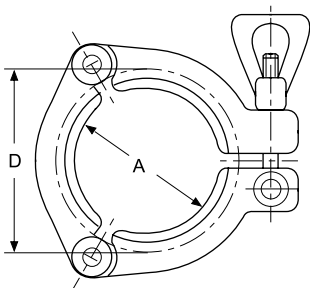
NO.1202066



Size	D	T	A	B	C	kg
1"	55		45			
1 1/2"	55		45			
2"	69		59			
2 1/2"	82		72			
3"	95.5		85.5			
4"	123.5		113.5			

三片式卡箍 3 pieces clamp

NO.1202067



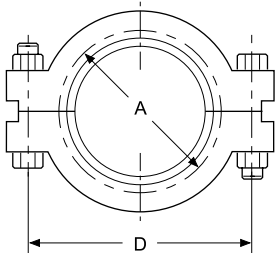
Size	D	T	A	B	C	kg
1"	54		42			
1 1/4"	54		42			
1 1/2"	54		42			
2"	67		55			
2 1/2"	80.5		68			
3"	94		80			
3 1/2"	109		95			
4"	122		108			
5.5"	158		144			
6.5"	186		172			

ISO卡箍接头及其他配件

ISO clamp, ferrule and accessories

高压卡箍(重型) High pressure(heavy type)

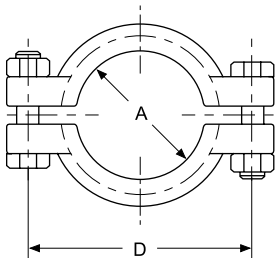
NO.1202068



Size	D	T	A	B	C	kg
1"	73		52.5			
1 1/2"	73		52.5			
2"	88		66			
2 1/2"	101		79.5			
3"	116		93			
3 1/2"	130		109			
4"	143		121			

高压卡箍(轻型) High pressure(light type)

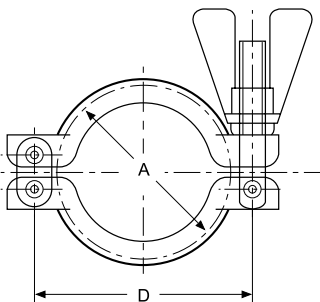
NO.1202069



Size	D	T	A	B	C	kg
1"	73		46			
1 1/2"	73		46			
2"	88		60			
2 1/2"	101		72			
3"	116		83			
4"	143		110			

冲压卡箍 Stamp Clamp

NO.1202070

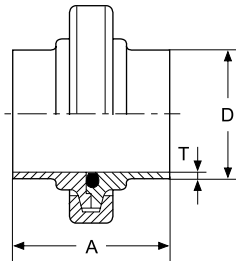


Size	D	T	A	B	C	kg
1"	69		55			
1 1/2"	69		55			
2"	85		68			
2 1/2"	100		81			
3"	116		95			
4"	145		123			

ISO无菌快装接头 ISO aseptic clamped ferrule

无菌快装接头组件 Aseptic clamped ferrule assembly

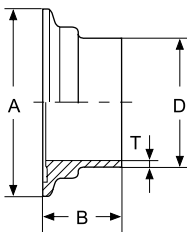
NO.1202071



Size	DxT	A	B	C	kg
1"	25.4×1.5	77			
1 1/2"	38.1×1.5	88			
2"	50.8×1.5	89			
2 1/2"	63.5×2.0	115			
3"	76.1×2.0	117			
4"	101.6×2.0	119			

凹面快装接头 Concave clamped ferrule

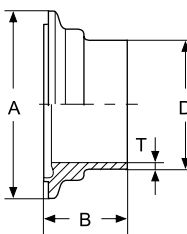
NO.1202072



Size	DxT	A	B	C	kg
1"	25.4×1.5	50.5	38.5		
1 1/2"	38.1×1.5	64	44		
2"	50.8×1.5	77.5	44.5		
2 1/2"	63.5×2.0	91	57.5		
3"	76.1×2.0	106	58.5		
4"	101.6×2.0	130	59.5		

凸面快装接头 Convex clamped ferrule

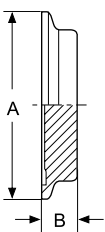
NO.1202073



Size	DxT	A	B	C	kg
1"	25.4×1.5	50.5	40		
1 1/2"	38.1×1.5	64	45.5		
2"	50.8×1.5	77.5	46		
2 1/2"	63.5×2.0	91	59		
3"	76.1×2.0	106	60		
4"	101.6×2.0	130	61		

凹面快装盲板 Concave clamped blind cap

NO.1202074

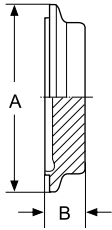


Size	D	T	A	B	C	kg
1"			50.5	10		
1 1/2"			64	10		
2"			77.5	10		
2 1/2"			91	10		
3"			106	12		
4"			130	14		

ISO无菌快装接头

ISO aseptic clamped ferrule

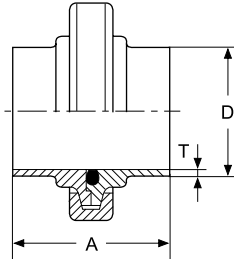
凸面快装盲板 Convex clamped blind cap



NO.1202075

Size	D	T	A	B	C	kg
1"			50.5	11.5		
1 1/2"			64	11.5		
2"			77.5	11.5		
2 1/2"			91	11.5		
3"			106	13.5		
4"			130	15.5		

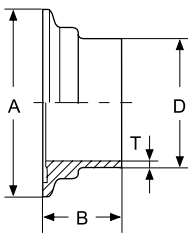
无菌快装接头组件(短型) Aseptic clamped ferrule assembly(short type)



NO.1202076

Size	DxT	A	B	C	kg
1"	25.4×1.5	42			
1 1/2"	38.1×1.5	42			
2"	50.8×1.5	42			
2 1/2"	63.5×2.0	54			
3"	76.1×2.0	54			
4"	101.6×2.0	54			

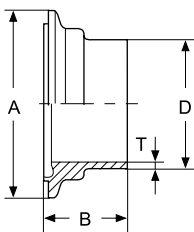
凹面快装接头(短型) Concave clamped ferrule(short type)



NO.1202077

Size	DxT	A	B	C	kg
1"	25.4×1.5	50.5	22		
1 1/2"	38.1×1.5	64	22		
2"	50.8×1.5	77.5	22		
2 1/2"	63.5×2.0	91	28		
3"	76.1×2.0	106	28		
4"	101.6×2.0	130	28		

凸面快装接头(短型) Convex clamped ferrule(short type)

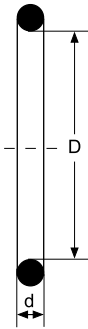


NO.1202078

Size	DxT	A	B	C	kg
1"	25.4×1.5	50.5	21.5		
1 1/2"	38.1×1.5	64	21.5		
2"	50.8×1.5	77.5	21.5		
2 1/2"	63.5×2.0	91	27.5		
3"	76.1×2.0	106	27.5		
4"	101.6×2.0	130	27.5		

ISO法兰及其他配件 ISO flange and accessories

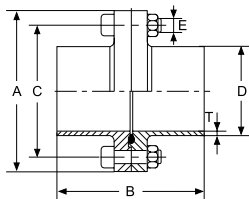
法兰密封圈 Gasket for flange



NO.1202079

Size	D	A	B	d	kg
1"	24			3.5	
1 1/2"	37			5	
2"	50			5	
2 1/2"	60			5	
3"	75			5	
4"	100			5	

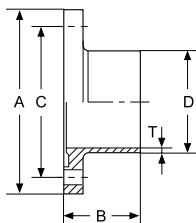
无菌法兰组件(长型) Aseptic flange assembly(long type)



NO.1202080

Size	DxT	A	B	C	E	kg
1"	25.4×1.5	66	80	49	4×MB	
1 1/2"	38.1×1.5	79	90	62	4×MB	
2"	50.8×1.5	92	90	75	4×MB	
2 1/2"	63.5×2.0	107	108	89	4×MB	
3"	76.1×2.0	125	112	104	4×M10	
4"	101.6×2.0	157	116	135	4×M10	

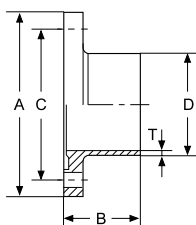
凹面对焊法兰(长型) Concave butt weld flange(long type)



NO.1202081

Size	DxT	A	B	C	E	kg
1"	25.4×1.5	66	40	49		
1 1/2"	38.1×1.5	79	45	62		
2"	50.8×1.5	92	45	75		
2 1/2"	63.5×2.0	107	54	89		
3"	76.1×2.0	125	56	104		
4"	101.6×2.0	157	58	135		

凸面对焊法兰(长型) Convex butt weld flange(long type)



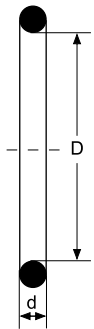
NO.1202082

Size	DxT	A	B	C	E	kg
1"	25.4×1.5	66	41.5	49		
1 1/2"	38.1×1.5	79	46.5	62		
2"	50.8×1.5	92	46.5	75		
2 1/2"	63.5×2.0	107	55.5	89		
3"	76.1×2.0	125	57.5	104		
4"	101.6×2.0	157	59.5	135		

ISO法兰及其他配件

ISO flange and accessories

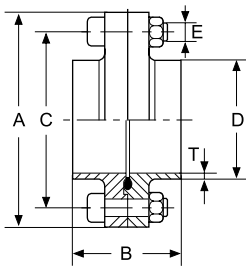
法兰密封圈 Gasket for flange



NO.1202083

Size	D	A	B	d	kg
1"	24			3.5	
1 1/2"	37			5	
2"	50			5	
2 1/2"	60			5	
3"	75			5	
4"	100			5	

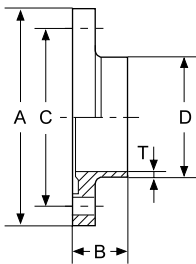
无菌法兰组件(短型) Aseptic flange assembly(short type)



NO.1202084

Size	DxT	A	B	C	E	kg
1"	25.4×1.5	66	48	49	4×MB	
1 1/2"	38.1×1.5	79	48	62	4×MB	
2"	50.8×1.5	92	48	75	4×MB	
2 1/2"	63.5×2.0	107	48	89	4×MB	
3"	76.1×2.0	125	48	104	4×M10	
4"	101.6×2.0	157	52	135	4×M10	

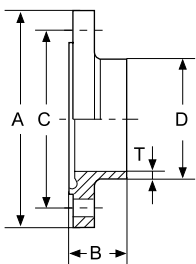
凹面对焊法兰(短型) Concave butt weld flange(short type)



NO.1202085

Size	DxT	A	B	C	E	kg
1"	25.4×1.5	66	24	49		
1 1/2"	38.1×1.5	79	24	62		
2"	50.8×1.5	92	24	75		
2 1/2"	63.5×2.0	107	24	89		
3"	76.1×2.0	125	24	104		
4"	101.6×2.0	157	26	135		

凸面对焊法兰(短型) Convex butt weld flange(short type)



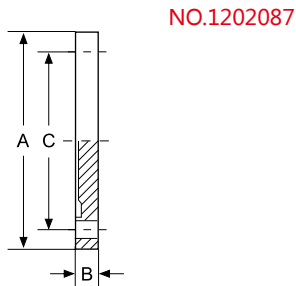
NO.1202086

Size	DxT	A	B	C	E	kg
1"	25.4×1.5	66	25.5	49		
1 1/2"	38.1×1.5	79	25.5	62		
2"	50.8×1.5	92	25.5	75		
2 1/2"	63.5×2.0	107	25.5	89		
3"	76.1×2.0	125	25.5	104		
4"	101.6×2.0	157	27.5	135		

ISO法兰及其他配件

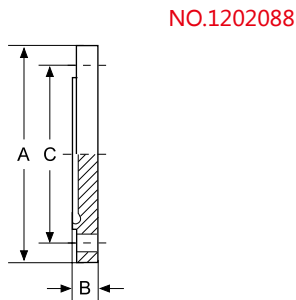
ISO flange and accessories

凹面快装盲板 Concave clamped blind cap



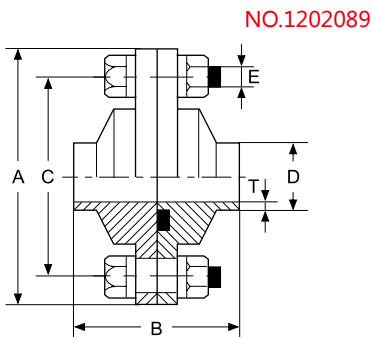
Size	D	T	A	B	C	E	kg
1"			66	10	49		
1 1/2"			79	10	62		
2"			92	10	75		
2 1/2"			107	10	89		
3"			125	12	104		
4"			157	14	135		

凸面快装盲板 Convex clamped blind cap



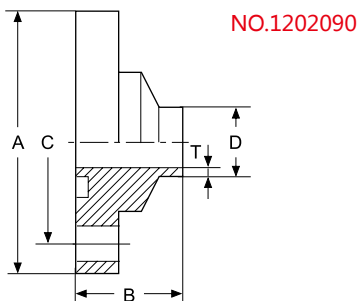
Size	D	T	A	B	C	E	kg
1"			66	11.5	49		
1 1/2"			79	11.5	62		
2"			92	11.5	75		
2 1/2"			107	11.5	89		
3"			125	13.5	104		
4"			157	15.5	135		

法兰组件 Flange assembly



Size	DxT	A	B	C	E	kg
1"	25.4×1.5	79	50	64	4×MB	
1 1/2"	38.1×1.5	87	50	72	4×MB	
2"	50.8×1.5	106	50	90	4×MB	
2 1/2"	63.5×2.0	120	50	102	4×MB	
3"	76.1×2.0	134	50	115	4×M10	
4"	101.6×2.0	166	50	146	4×M10	

凹面对焊法兰 Concave butt weld flange



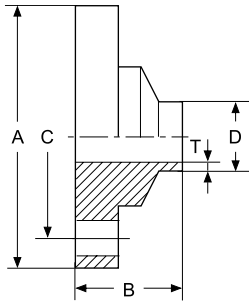
Size	DxT	A	B	C	kg
1"	25.4×1.5	79	25	64	
1 1/2"	38.1×1.5	87	25	72	
2"	50.8×1.5	106	25	90	
2 1/2"	63.5×2.0	120	25	102	
3"	76.1×2.0	134	25	115	
4"	101.6×2.0	166	25	146	

ISO法兰及其他配件

ISO flange and accessories

平面对焊法兰 Flat butt weld flange

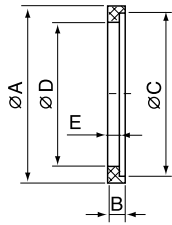
NO.1202091



Size	DxT	A	B	C	kg
1"	25.4×1.5	79	25	64	
1 1/2"	38.1×1.5	87	25	72	
2"	50.8×1.5	106	25	90	
2 1/2"	63.5×2.0	120	25	102	
3"	76.1×2.0	134	25	115	
4"	101.6×2.0	166	25	146	

ISO 法兰密封圈 ISO gasket for flange

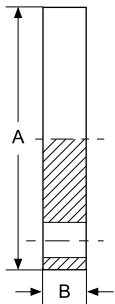
NO.1202092



Size	A	B	C	D	E	kg
1"	32	5.5	25	22.9	2	
1 1/4"	40	5.5	32	29.6	2	
1 1/2"	48	5.5	48	35.5	2	
2"	61	5.5	51	48.5	2	
2 1/2"	73.5	5.5	63.5	60	2	
3"	86	5.5	76	72.5	2	
4"	114	5.5	102	97.6	2	

盲法兰: Blind flange

NO.1202093

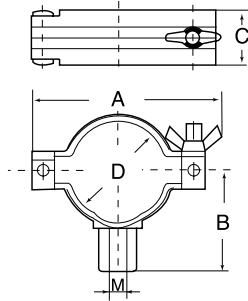


Size	DxT	A	B	C	kg
1"		79	10		
1 1/2"		87	10		
2"		106	10		
2 1/2"		120	10		
3"		134	10		
4"		166	10		

ISO管支架 ISO pipe holder

管支架 (A 型) Pipe holder(type A)

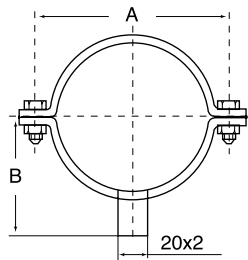
NO.1202094



Size	D	A	B	C	M	kg
1"	25.4	74	37	30	M12	
1 1/4"	31.8	82	40	30	M16	
1 1/2"	38.1	84	46	30	M16	
2"	50.8	98	54	30	M16	
2 1/2"	63.5	113	58	30	M20	
3"	76.3	128	65	30	M20	
3 1/2"	89.1	140	74	30	M20	
4"	101.6	154	78	30	M20	

管支架 (B 型) Pipe holder(type B)

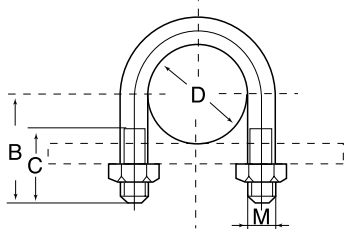
NO.1202095



Size	A	B	kg
1"	68	34.9	
1 1/4"	69	37.4	
1 1/2"	74	41.4	
2"	78	47.9	
2 1/2"	85	54.2	
3"	91	60.5	
3 1/2"	98	67	
4"	104	73.4	
4.5"	110	80	
5.5"	123	92	
6.5"	135	105	

U型管支架 U type pipe holder

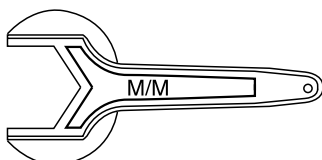
NO.1202096



Size	D	B	C	M	kg
DN15	19	28	30	M6	
DN20	25.4	30	35	M6	
DN25	32	35	45	M6	
DN32	38	38	48	M8	
DN40	51	40	56	M8	
DN50	63.5	50	75	M8	
DN65	76	60	90	M8	
DN80	89	70	100	M8	
DN90	101.6	80	115	M8	
DN110	114.3	85	132	M8	

扳手 Spanner

NO.1202097

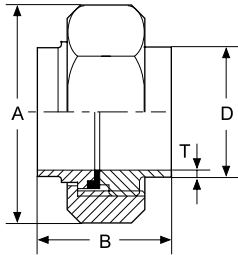


Size	表示	小 (small)	大 (large)	kg
1"	25MM	—	○	
1 1/4"	32MM	—	○	
1 1/2"	38MM	○	○	
2"	50MM	○	○	
2 1/2"	64MM	○	○	
3"	76MM	○	○	
3 1/2"	90MM	—	○	
4"	100MM	○	○	

ISO/IDF活接及其他配件

ISO/IDF union and accessories

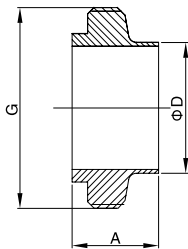
IDF活接组件(长型) IDF union assembly(long)



NO.1202098

Size	DxT	A	B	C	kg
1"	25.4×1.5	53.1	47		
1 1/2"	38.1×1.5	69.3	47		
2"	50.8×1.5	86.6	47		
2 1/2"	63.5×2.0	103.9	47		
3"	76.1×2.0	121.3	47		
4"(ISO)	102.5×2.0	155.9	47		
4"(IDF)	101.6×2.0	165.1	64		

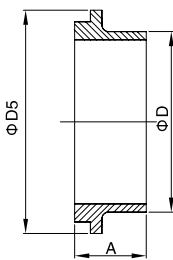
螺纹接头 Male



NO.1202099

Size	A	G	D		kg
			IDF	ISO	
1"	21.5	37.13×8TACME	25.4	25.6	
1 1/2"	21.5	50.65×8TACME	38.1	38.6	
2"	21.5	64.16×8TACME	50.8	51.6	
2 1/2"	21.5	77.67×8TACME	63.5	64.1	
3"	21.5	91.19×8TACME	76.2	76.7	
4"(ISO)	21.5	118.4×8TACME	/	102.5	
4"(IDF)	30.0	125.9×6TACME	101.6	/	

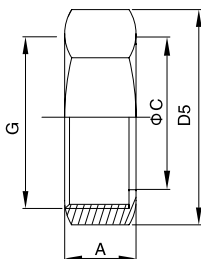
平接头 Liner



NO.1202100

Size	A	D5	D		kg
			IDF	ISO	
1"	21.5	33.8	25.4	25.6	
1 1/2"	21.5	47.0	38.1	38.6	
2"	21.5	60.5	50.8	51.6	
2 1/2"	21.5	74.0	63.5	64.1	
3"	21.5	87.5	76.2	76.7	
4"(ISO)	21.5	114.1	/	102.5	
4"(IDF)	30.0	120.6	101.6	/	

六角螺母 Hexagon Nut



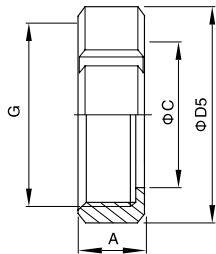
NO.1202101

Size	A	G	D5	C	kg
1"	30.0	34.34×8TACME	53.1	30.5	
1 1/2"	30.0	47.86×8TACME	69.3	43.5	
2"	30.0	61.37×8TACME	86.6	57.0	
2 1/2"	30.0	74.88×8TACME	103.9	70.7	
3"	30.0	88.40×8TACME	121.3	83.3	
4"(ISO)	30.0	119.4×8TACME	155.9	110.0	
4"(IDF)	35.0	122.05×8TACME	165.1	112.0	

ISO/IDF活接及其他配件 ISO/IDF union and accessories

圆螺母 Round Nut

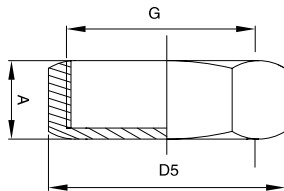
NO.1202102



Size	A	G	D5	C	kg
1"	30.0	34.34×8TACME	48.0	30.5	
1 1/2"	30.0	47.86×8TACME	64.0	43.5	
2"	30.0	61.37×8TACME	77.0	57.0	
2 1/2"	30.0	74.97×8TACME	91.0	70.7	
3"	30.0	88.40×8TACME	104.0	83.3	
4"(ISO)	30.0	119.4×8TACME	135.0	110.0	
4"(IDF)	35.0	115.41×8TACME	138.0	112.0	

盲螺母 Blind nut

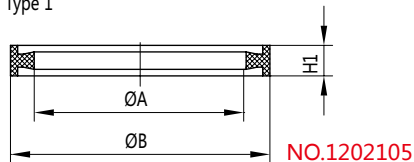
NO.1202103



Size	A	G	D5	kg
1"	30.0	38.3×8TACME	53.1	
1 1/2"	30.0	51.8×8TACME	69.3	
2"	30.0	65.3×8TACME	86.6	
2 1/2"	30.0	78.8×8TACME	103.9	
3"	30.0	92.3×8TACME	121.3	
4"(ISO)	30.0	119.4×8TACME	155.9	
4"(IDF)	35.0	127.2×6TACME	165.1	

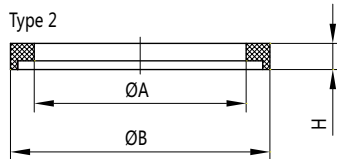
活接密封圈 Gasket for union

Type 1



NO.1202104

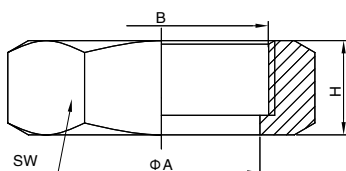
NO.1202105



Size	A	B	C	H1	H	kg
1"	23.2	32.5	32.2	7	6	
1 1/2"	35.9	46	45.7	7	6	
2"	48.6	59.5	59.2	7	6	
2 1/2"	61.3	73.2	72.9	7	6	
3"	74	86.5	85.6	7	6	
4"	98.6	119	118	9.6	6	

六角螺帽 Hexagonal nut

NO.1202106



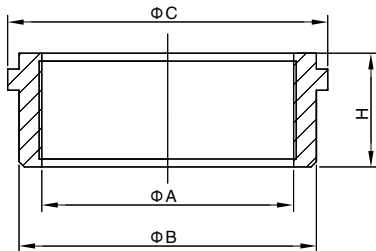
Size	A	B	H	SW	kg
1.0"	30.5	34.34×8TPI ACME	30	46	
1 1/2"	43.5	47.86×8TPI ACME	30	60	
2.0"	57.0	61.37×8TPI ACME	30	75	
2 1/2"	70.7	74.88×8TPI ACME	30	90	
3.0"	83.3	88.40×8TPI ACME	30	105	
4.0"	112	122.05×6TPI ACME	35	133	

ISO/IDF活接及其他配件

ISO/IDF union and accessories

膨胀平接头 Expanded liner

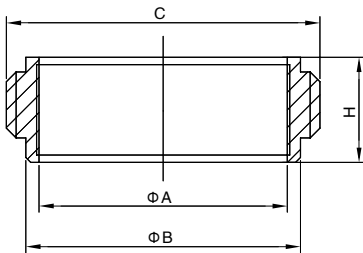
NO.1202107



Size	A	B	C	H	kg
1.0"	25.7	29	33.8	20	
1 1/2"	38.4	42.5	47	20	
2.0"	51.2	56	60.5	25	
2 1/2"	63.9	69.7	74	30	
3.0"	76.6	82.3	87.5	30	
4.0"	102	111.1	120.6	30	

膨胀螺纹接头 Expanded male

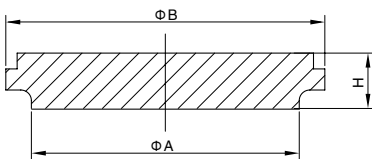
NO.1202108



Size	A	B	C	H	kg
1.0"	25.7	29	37.13×8TPI ACME	16.5	
1 1/2"	38.4	42.5	50.65×8TPI ACME	19.5	
2.0"	51.2	56	64.16×8TPI ACME	19.5	
2 1/2"	63.9	69.7	77.67×8TPI ACME	25	
3.0"	76.6	82.3	91.19×8TPI ACME	30	
4.0"	102	111.1	125.9×6TPI ACME	35	

盲式平接头 Blind liner

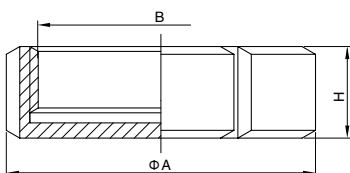
NO.1202109



Size	A	B	H	kg
1.0"	29	33.8	10.5	
1 1/2"	42.5	47	10.5	
2.0"	56	60.5	10.5	
2 1/2"	69.7	74	10.5	
3.0"	82.3	87.5	10.5	
4.0"	111.1	120.6	10.5	

盲螺母 Blind nut

NO.1202110

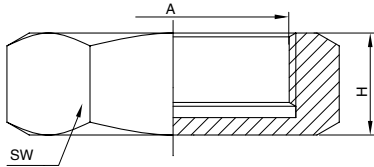


Size	A	B	H	kg
1.0"	44.5	34.34×8TPI ACME	30	
1 1/2"	57.2	47.86×8TPI ACME	30	
2.0"	71	61.37×8TPI ACME	30	
2 1/2"	86	74.88×8TPI ACME	30	
3.0"	102	88.04×8TPI ACME	30	
4.0"	133	122.05×6TPI ACME	35	

ISO/IDF活接及其他配件 ISO/IDF union and accessories

六角盲螺母 Hexagonal blind nut

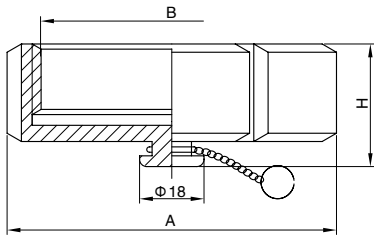
NO.1202111



Size	A	B	H	kg
1.0"	34.34×8TPI ACME	30	46	
1 1/2"	47.86×8TPI ACME	30	60	
2.0"	61.37×8TPI ACME	30	75	
2 1/2"	74.88×8TPI ACME	30	90	
3.0"	88.04×8TPI ACME	30	105	
4.0"	122.05×6TPI ACME	35	133	

带扣环盲螺母 Blind nut with locking ring

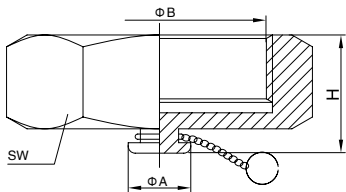
NO.1202112



Size	A	B	H	kg
1.0"	44.5	34.34×8TPI ACME	37	
1 1/2"	57.2	47.86×8TPI ACME	37	
2.0"	70	61.37×8TPI ACME	37	
2 1/2"	86	74.88×8TPI ACME	37	
3.0"	102	88.04×8TPI ACME	37	
4.0"	133	122.05×6TPI ACME	42	

带扣环六角盲螺母 Hexagonal blind nut with locking ring

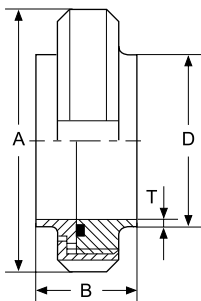
NO.1202113



Size	A	B	SW	kg
1.0"	34.34×8TPI ACME	37	46	
1 1/2"	47.86×8TPI ACME	37	60	
2.0"	61.37×8TPI ACME	37	75	
2 1/2"	74.88×8TPI ACME	37	90	
3.0"	88.04×8TPI ACME	37	105	
4.0"	122.05×6TPI ACME	42	133	

活接组件 Union assembly (ISO/SMS)

NO.1202114



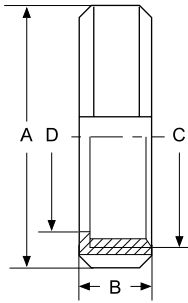
Size	DxT	A	B	C	kg
1"	25.4×1.5	51	32		
1 1/4"	31.8×1.5	60	34		
1 1/2"	38.1×1.5	72	34		
2"	50.8×1.5	82	35		
2 1/2"	63.5×2.0	98	37		
3"	76.1×2.0	113	39		
3 1/2"	88.9×2.0	125	42		
4" 大	101.6×2.0	150	46		
4" 小	104×2.0	138	45		

ISO/SMS活接及其他配件

ISO/SMS union and accessories

圆螺母 Round Nut

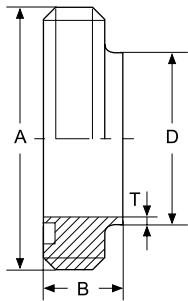
NO.1202115



Size	DxT	A	B	C	kg
1"	30.5	51	19	Rd40×1/6"	
1 1/4"	37	60	21	Rd48×1/6"	
1 1/2"	48.5	72	21	Rd60×1/6"	
2"	58.5	82	22	Rd70×1/6"	
2 1/2"	73.5	98	24	Rd85×1/6"	
3"	86	113	26	Rd98×1/6"	
3 1/2"	98.5	125	28	Rd110×1/6"	
4" 大	118	150	30	Rd132×1/6"	
4" 小	113	138	28	Rd125×1/6"	

螺纹接头 Male

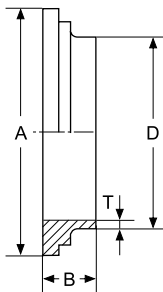
NO.1202116



Size	DxT	A	B	C	kg
1"	25.4×1.5	Rd40×1/6"	18		
1 1/4"	31.8×1.5	Rd48×1/6"	20		
1 1/2"	38.1×1.5	Rd60×1/6"	20		
2"	50.8×1.5	Rd70×1/6"	21		
2 1/2"	63.5×2.0	Rd85×1/6"	22		
3"	76.1×2.0	Rd98×1/6"	24		
3 1/2"	88.9×2.0	Rd110×1/6"	26		
4" 大	101.6×2.0	Rd132×1/6"	28		
4" 小	104x2.0	Rd125×1/6"	27		

台阶型平接头(短型) Step type liner(short type)

NO.1202117

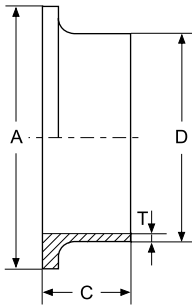


Size	DxT	A	B	C	kg
1"	25.4×1.5	35.7	13		
1 1/4"	31.8×1.5	43.7	13		
1 1/2"	38.1×1.5	55.7	13		
2"	50.8×1.5	65.7	13		
2 1/2"	63.5×2.0	80.7	14		
3"	76.1×2.0	93.5	14		
3 1/2"	88.9×2.0	105.5	15		
4" 大	101.6×2.0	127.5	17		
4" 小	104x2.0	120.5	17		

ISO/SMS活接及其他配件 ISO/SMS union and accessories

圆弧形平接头(长型) Arc type liner(long type)

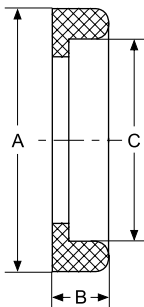
NO.1202118



Size	DxT	A	B	C	kg
1"	25.4×1.5	35.7		12	
1 1/4"	31.8×1.5	43.7		12	
1 1/2"	38.1×1.5	55.7		12	
2"	50.8×1.5	65.7		12	
2 1/2"	63.5×2.0	80.7		13	
3"	76.1×2.0	93.5		13	
3 1/2"	88.9×2.0	105.5		13	
4" 大	101.6×2.0	127.5		15	
4" 小	104×2.0	120.5		15	

活接密封圈 Gasket for union

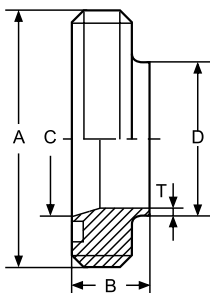
NO.1202119



Size	DxT	A	B	C	kg
1"		32	5.5	22.7	
1 1/4"		40	5.5	29.5	
1 1/2"		48	5.5	35.5	
2"		61	5.5	45.5	
2 1/2"		73.5	5.5	60.5	
3"		86	5.5	72.3	
3 1/2"		100	5.5	86	
4"		114	5.5	97.8	

变径螺纹接头 Reducing male

NO.1202120

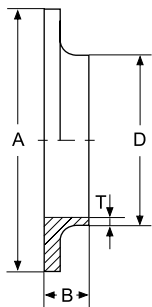


Size	DxT	A	B	C	kg
1 1/2"/1"	25.4×1.5	Rd60×1/6"	20.0	35.1	
2"/1"	25.4×1.5	Rd70×1/6"	20.0	47.8	
2"/1 1/2"	38.1×1.5	Rd70×1/6"	20.0	47.8	
2 1/2"/1 1/2"	38.1×1.5	Rd85×1/6"	24.0	59.5	
2 1/2"/2"	50.8×1.5	Rd85×1/6"	24.0	59.5	
3"/2"	50.8×1.5	Rd98×1/6"	24.0	72.1	
3"/2 1/2"	63.5×2.0	Rd98×1/6"	24.0	72.1	
4"/2 1/2"	63.5×2.0	Rd132×1/6"	35.0	97.6	
4"/3"	76.1×2.0	Rd132×1/6"	35.0	97.6	

ISO/SMS活接及其他配件

ISO/SMS union and accessories

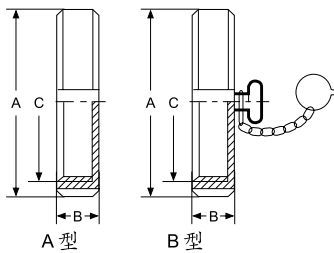
变径平接头 Reducing liner



NO.1202121

Size	DxT	A	B	C	kg
1 1/2"/1"	25.4×1.5	55.7	9		
2"/1"	25.4×1.5	65.7	9		
2"/1 1/2"	38.1×1.5	65.7	9		
2 1/2"/1 1/2"	38.1×1.5	80.7	9		
2 1/2"/2"	50.8×1.5	80.7	9		
3"/2"	50.8×1.5	93.5	10		
3"/2 1/2"	63.5×2.0	93.5	10		
4"/2 1/2"	63.5×2.0	127.5	15		
4"/3"	76.1×2.0	127.5	15		

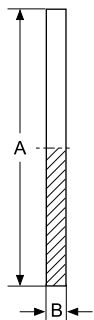
盲螺母 Blind nut



NO.1202122

Size	DxT	A	B	C	kg
1"		51	19	Rd40×1/6 ^s	
1 1/4"		60	21	Rd48×1/6 ^s	
1 1/2"		72	21	Rd60×1/6 ^s	
2"		82	22	Rd70×1/6 ^s	
2 1/2"		98	24	Rd85×1/6 ^s	
3"		113	26	Rd98×1/6 ^s	
3 1/2"		125	28	Rd110×1/6 ^s	
4"		150	28	Rd132×1/6 ^s	
4" 小		138	30	Rd125×1/6 ^s	

活接盲板 Blind cap for union

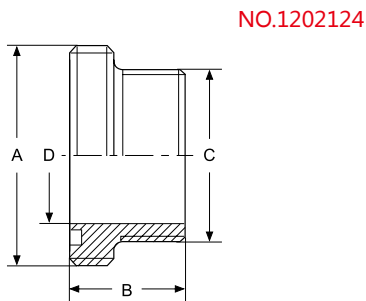


NO.1202123

Size	DxT	A	B	C	kg
1"		35.7	3.5		
1 1/4"		43.7	3.5		
1 1/2"		55.7	4		
2"		65.7	4		
2 1/2"		80.7	4		
3"		93.5	4.5		
3 1/2"		105.5	4.5		
4"		127.5	5		

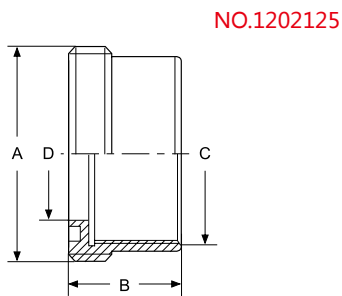
ISO/SMS活接及其他配件 ISO/SMS union and accessories

外丝式转换接头 Male type adapter



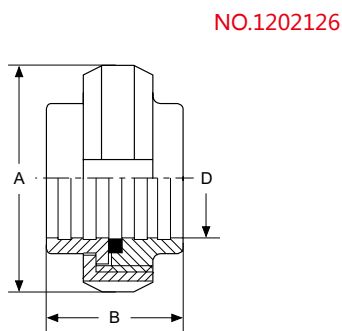
Size	D	T	A	B	C	kg
1"	22.4		Rd40×1/6"	30	R1"	
1 1/2"	35.1		Rd60×1/6"	42	R1 1/2"	
2"	47.8		Rd70×1/6"	47	R2"	
2 1/2"	59.5		Rd85×1/6"	55	R2 1/2"	
3"	72.1		Rd98×1/6"	58	R3"	

内丝式转换接头 Female type adapter



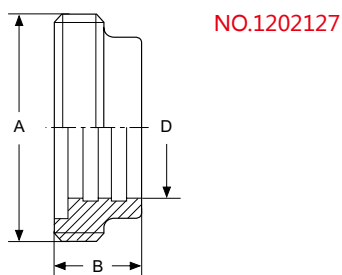
Size	D	T	A	B	C	kg
1"	22.4		Rd40×1/6"	23	R1"	
1 1/2"	35.1		Rd60×1/6"	32	R1 1/2"	
2"	47.8		Rd70×1/6"	38	R2"	
2 1/2"	59.5		Rd85×1/6"	42	R2 1/2"	
3"	72.1		Rd98×1/6"	45	R3"	

SMS膨胀活接组件 SMS expanded union assembly



Size	D	A	B	C	kg
1"	25.6	51	38		
1 1/2"	38.3	72	44		
2"	51.2	82	46		
2 1/2"	63.8	98	56		
3"	76.3	113	66		
4"	102	138	86		

膨胀螺纹接头 Expanded male

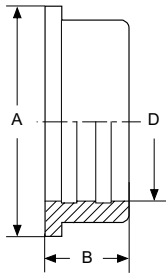


Size	D	A	B	C	kg
1"	25.6	Rd40×1/6"	20		
1 1/2"	38.3	Rd60×1/6"	23		
2"	51.2	Rd70×1/6"	25		
2 1/2"	63.8	Rd85×1/6"	30		
3"	76.3	Rd98×1/6"	35		
4"	102	Rd132×1/6"	45		

ISO/DIN活接及其他配件

ISO/DIN union and accessories

膨胀平接头 Expanded liner



NO.1202128

Size	D	A	B	C	kg
1"	25.6	35.5	17		
1 1/2"	38.3	55	20		
2"	51.2	65	20		
2 1/2"	63.8	80	25		
3"	76.3	93	30		
4"	102	127	40		

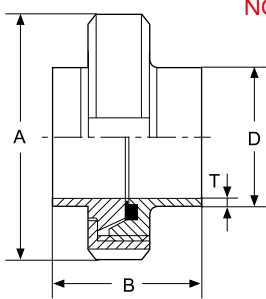
活接密封圈 Gasket for union



NO.1202129

Size	DxT	A	B	C	kg
1"		32	5.5		
1 1/2"		48	5.5		
2"		61	5.5		
2 1/2"		73.5	5.5		
3"		86	5.5		
4"		114	5.5		

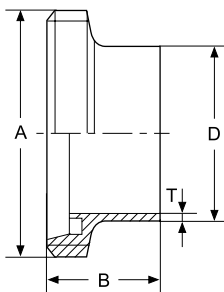
DIN/ISO接口活接组件(长型) DIN/ISO union assembly(long type)



NO.1202130

Size	DxT	A	B	C	kg
DN25/1"	25.4×1.5	63	45		
DN32/1 1/4"	31.8×1.5	70	51		
DN40/1 1/2"	38.1×1.5	78	53		
DN50/2"	50.8×1.5	92	57		
DN65/2 1/2"	63.5×2.0	112	65		
DN80/3"	76.1×2.0	127	75		
DN100/4"	101.6×2.0	148	89		

螺纹接头 Male

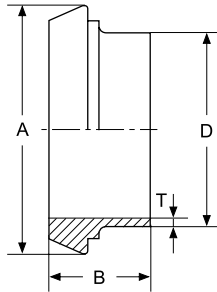


NO.1202131

Size	DxT	A	B	C	kg
DN25/1"	25.4×1.5	Rd52×1/6"	29		
DN32/1 1/4"	31.8×1.5	Rd58×1/6"	32		
DN40/1 1/2"	38.1×1.5	Rd65×1/6"	33		
DN50/2"	50.8×1.5	Rd78×1/6"	35		
DN65/2 1/2"	63.5×2.0	Rd95×1/6"	40		
DN80/3"	76.1×2.0	Rd110×1/6"	45		
DN100/4"	101.6×2.0	Rd130×1/6"	54		

ISO/DIN活接及其他配件 ISO/DIN union and accessories

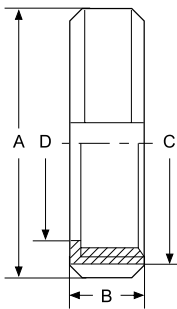
锥形平接头 Taper type liner



NO.1202132

Size	DxT	A	B	C	kg
DN25/1"	25.4×1.5	44	22		
DN32/1 1/4"	31.8×1.5	50	25		
DN40/1 1/2"	38.1×1.5	56	26		
DN50/2"	50.8×1.5	68.5	28		
DN65/2 1/2"	63.5×2.0	86	32		
DN80/3"	76.1×2.0	100	37		
DN100/4"	101.6×2.0	121	44		

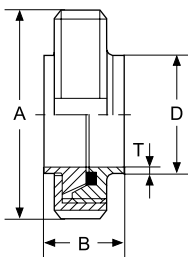
圆螺母 Round nut



NO.1202133

Size	D	A	B	C	kg
DN25/1"	36	63	21	Rd52×1/6"	
DN32/1 1/4"	42	70	21	Rd58×1/6"	
DN40/1 1/2"	49	78	21	Rd65×1/6"	
DN50/2"	62	92	22	Rd78×1/6"	
DN65/2 1/2"	80	112	25	Rd95×1/6"	
DN80/3"	94	127	29	Rd110×1/6"	
DN100/4"	115	148	31	Rd130×1/6"	

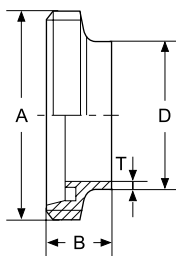
DIN/ISO接口活接组件(短型) DIN/ISO union assembly(short type)



NO.1202134

Size	DxT	A	B	C	kg
DN25/1"	25.4×1.5	63	30		
DN32/1 1/4"	31.8×1.5	70	30		
DN40/1 1/2"	38.1×1.5	78	33		
DN50/2"	50.8×1.5	92	36		
DN65/2 1/2"	63.5×2.0	112	37		
DN80/3"	76.1×2.0	127	42		
DN100/4"	101.6×2.0	148	43		

螺纹接头 Male



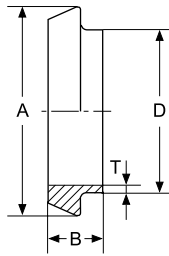
NO.1202135

Size	DxT	A	B	C	kg
DN25/1"	25.4×1.5	Rd52×1/6"	22		
DN32/1 1/4"	31.8×1.5	Rd58×1/6"	22		
DN40/1 1/2"	38.1×1.5	Rd65×1/6"	22		
DN50/2"	50.8×1.5	Rd78×1/6"	23		
DN65/2 1/2"	63.5×2.0	Rd95×1/6"	25		
DN80/3"	76.1×2.0	Rd110×1/6"	30		
DN100/4"	101.6×2.0	Rd130×1/6"	30		

ISO/DIN活接及其他配件

ISO/DIN union and accessories

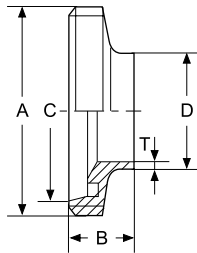
锥形平接头 Taper type liner



NO.1202136

Size	DxT	A	B	C	kg
DN25/1"	25.4×1.5	44	15		
DN32/1 1/4"	31.8×1.5	50	15		
DN40/1 1/2"	38.1×1.5	56	18		
DN50/2"	50.8×1.5	68.5	20		
DN65/2 1/2"	63.5×2.0	86	20		
DN80/3"	76.1×2.0	100	20		
DN100/4"	101.6×2.0	121	23		

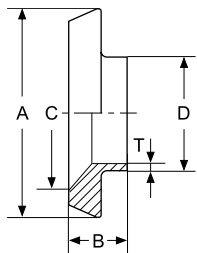
变径螺纹接头 Reducing male



NO.1202137

Size	DxT	A	B	C	kg
DN25/1"	25.4×1.5	Rd58×1/6"	22	31	
DN32/1 1/4"	31.8×1.5	Rd65×1/6"	22	37	
DN40/1 1/2"	38.1×1.5	Rd78×1/6"	22	49	
DN50/2"	50.8×1.5	Rd95×1/6"	27	66	
DN65/2 1/2"	63.5×2.0	Rd110×1/6"	32	81	
DN80/3"	76.1×2.0	Rd130×1/6"	33	100	

变径锥形接头 Reducing taper type liner

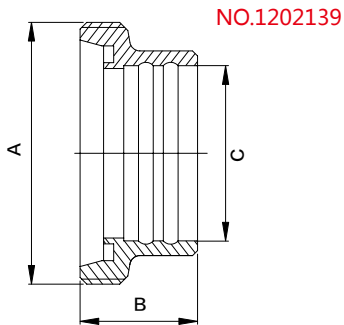


NO.1202138

Size	DxT	A	B	C	kg
DN25/1"	25.4×1.5	50	18	31	
DN32/1 1/4"	31.8×1.5	56	18	37	
DN40/1 1/2"	38.1×1.5	68.5	20	49	
DN50/2"	50.8×1.5	86	20	66	
DN65/2 1/2"	63.5×2.0	100	20	81	
DN80/3"	76.1×2.0	121	23	100	

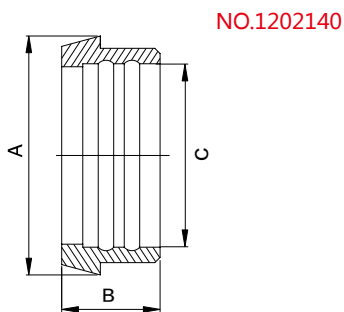
ISO/DIN活接及其他配件 ISO/DIN union and accessories

膨胀螺纹接头 Expanded male



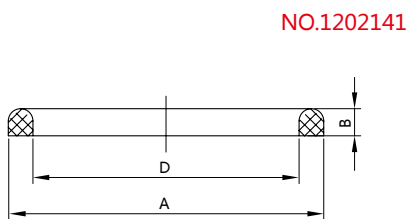
Size	A	B	C	kg
DN25/1"	52x1/6	29	25.6	
DN32/1 1/4"	58x1/6	32	32.2	
DN40/1 1/2"	65x1/6	33	38.3	
DN50/2"	78x1/6	35	51.2	
DN65/2 1/2"	95x1/6	40	63.8	
DN80/3"	110x1/4	45	76.4	
DN100/4"	130x1/4	54	101.9	

膨胀平接头 Expanded liner



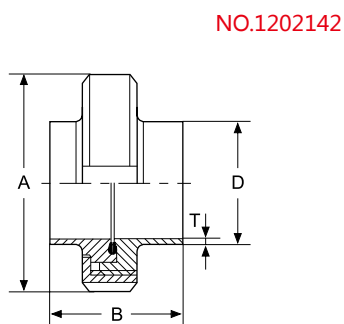
Size	A	B	C	kg
DN25/1"	44	22	25.6	
DN32/1 1/4"	50	25	32.2	
DN40/1 1/2"	56	26	38.3	
DN50/2"	68	28	51.2	
DN65/2 1/2"	86	32	63.8	
DN80/3"	100	37	76.4	
DN100/4"	121	44	101.9	

活接密封圈 Gasket for union



Size	A	D	B	kg
DN25	40	30	5	
DN32	46	36	5	
DN40	52	42	5	
DN50	64	64	5	
DN65	81	71	5	
DN80	85	85	5	
DN100	114	104	6	

无菌活接组件(短型) Aseptic union assembly(short type)



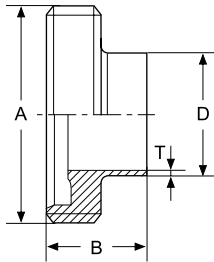
Size	DxT	A	B	C	kg
1"	25.4×1.5	51	42		
1 1/2"	38.1×1.5	73	50		
2"	50.8×1.5	83	54		
2 1/2"	63.5×2.0	98	62		
3"	76.1×2.0	114	72		
4"	101.6×2.0	154	86		

ISO/DIN活接及其他配件

ISO/DIN union and accessories

螺纹接头(短型) Male(short type)

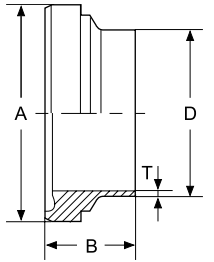
NO.1202143



Size	DxT	A	B	C	kg
1"	25.4×1.5	Rd52×1/6"	26		
1 1/2"	38.1×1.5	Rd65×1/6"	31		
2"	50.8×1.5	Rd78×1/6"	31		
2 1/2"	63.5×2.0	Rd95×1/6"	36		
3"	76.1×2.0	Rd110×1/4"	42		
4"	101.6×2.0	Rd130×1/4"	50		

平接头(短型) Liner(short type)

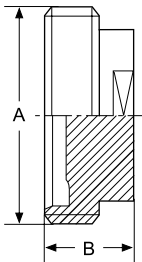
NO.1202144



Size	DxT	A	B	C	kg
1"	25.4×1.5	42.9	22		
1 1/2"	38.1×1.5	54.9	26		
2"	50.8×1.5	66.9	30		
2 1/2"	63.5×2.0	84.9	34		
3"	76.1×2.0	98.9	38		
4"	101.6×2.0	118.9	46		

螺纹接头式盲板 Male type blind cap

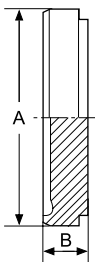
NO.1202145



Size	DxT	A	B	C	kg
1"		Rd52×1/6"	24		
1 1/2"		Rd65×1/6"	24		
2"		Rd78×1/6"	24		
2 1/2"		Rd95×1/6"	28		
3"		Rd110×1/4"	28		
4"		Rd130×1/4"	30		

平接头式盲板 Liner type blind cap

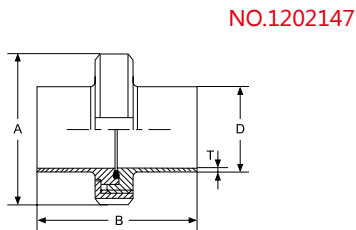
NO.1202146



Size	DxT	A	B	C	kg
1"		42.9	12		
1 1/2"		54.9	13		
2"		66.9	14		
2 1/2"		84.9	15		
3"		98.9	16		
4"		118.9	20		

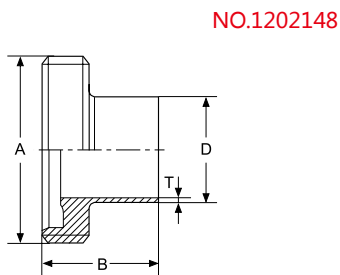
ISO/DIN活接及其他配件 ISO/DIN union and accessories

无菌活接组件(长型) Aseptic union assembly(long type)



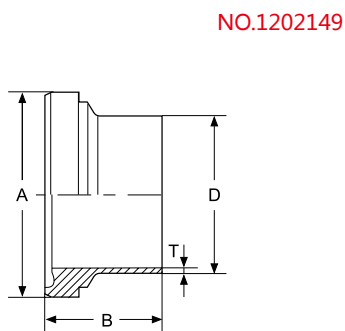
Size	DxT	A	B	C	kg
1"	25.4×1.5	51	77		
1 1/2"	38.1×1.5	73	88		
2"	50.8×1.5	83	89		
2 1/2"	63.5×2.0	98	115		
3"	76.1×2.0	114	117		
4"	101.6×2.0	154	119		

螺纹接头(长型) Male(long type)



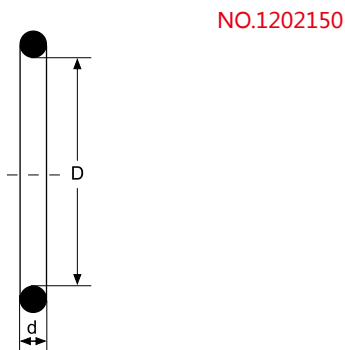
Size	DxT	A	B	C	kg
1"	25.4×1.5	Rd52×1/6"	43		
1 1/2"	38.1×1.5	Rd65×1/6"	48.5		
2"	50.8×1.5	Rd78×1/6"	48.5		
2 1/2"	63.5×2.0	Rd95×1/6"	60		
3"	76.1×2.0	Rd110×1/4"	64		
4"	101.6×2.0	Rd130×1/4"	64		

平接头(长型) Liner(long type)



Size	DxT	A	B	C	kg
1"	25.4×1.5	42.9	40		
1 1/2"	38.1×1.5	54.9	46.5		
2"	50.8×1.5	66.9	47.5		
2 1/2"	63.5×2.0	84.9	63		
3"	76.1×2.0	98.9	61		
4"	101.6×2.0	118.9	65		

活接密封圈 Gasket for union

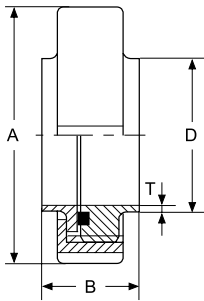


Size	D	A	B	d	kg
1"	24			3.5	
1 1/2"	37			5	
2"	50			5	
2 1/2"	60			5	
3"	75			5	
4"	100			5	

ISO/DS活接及其他配件

ISO/DS union and accessories

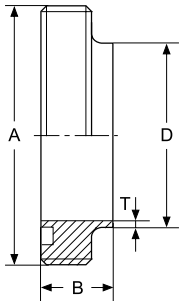
DS活接组件 DSunion assembly



NO.1202151

Size	DxT	A	B	C	kg
1"	25.4×1.45	57	30		
1 1/2"	38.4×1.45	71	31.5		
2"	51.4×1.45	86	31.5		
2 1/2"	63.9×1.7	103	36.5		
3"	76.4×2.2	115	36.5		
4"	102×2.2	150	36.5		

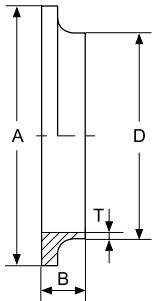
螺纹接头 Male



NO.1202152

Size	DxT	A	B	C	kg
1"	25.4×1.45	Rd44×1/6"	18.5		
1 1/2"	38.4×1.45	Rd58×1/6"	20		
2"	51.4×1.45	Rd72×1/6"	20		
2 1/2"	63.9×1.7	Rd88×1/6"	24		
3"	76.4×2.2	Rd100×1/6"	24		
4"	102×2.2	Rd130×1/6"	24		

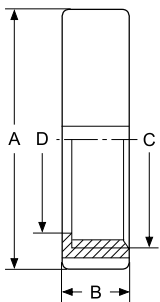
平接头 Liner



NO.1202153

Size	DxT	A	B	C	kg
1"	25.4×1.45	40	11		
1 1/2"	38.4×1.45	54	11		
2"	51.4×1.45	68	11		
2 1/2"	63.9×1.7	84	12		
3"	76.4×2.2	96	12		
4"	102×2.2	124	12		

圆螺母 Round nut



NO.1202154

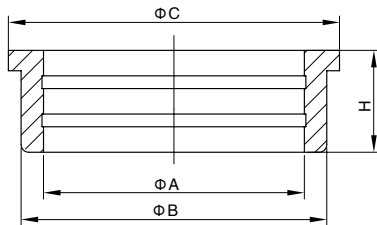
Size	DxT	A	B	C	kg
1"	35	57	20	Rd44×1/6"	
1 1/2"	48.5	71	20	Rd58×1/6"	
2"	62.5	86	22	Rd72×1/6"	
2 1/2"	76.5	103	24	Rd88×1/6"	
3"	88.5	115	25	Rd100×1/6"	
4"	117	150	28	Rd130×1/6"	

ISO/DS活接及其他配件

ISO/DS union and accessories

平接头 Liner

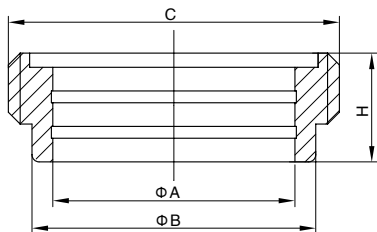
NO.1202155



Size	A	B	C	H	kg
1"	25.6	34.5	40	15	
1 1/4"	32.2	41.5	48	16	
1 1/2"	38.3	47.5	54	18	
2"	51.2	61.5	68	20	
2 1/2"	63.8	75.5	84	22	
3"	76.4	87.5	96	24	
4"	102	115.5	124.6	29	

螺纹接头 Mal

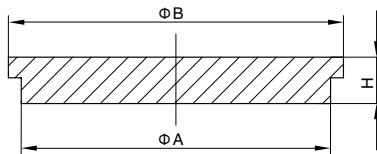
NO.1202156



Size	A	B	C	H	kg
1"	25.6	34.5	Rd44×1/6"	20	
1 1/4"	32.2	41.5	Rd52×1/6"	20	
1 1/2"	38.3	47.5	Rd58×1/6"	22	
2"	51.2	61.5	Rd72×1/6"	24	
2 1/2"	63.8	75.5	Rd88×1/6"	26	
3"	76.4	87.5	Rd100×1/6"	28	
4"	102	115	Rd130×1/4"	34	

盲式平接头 Blind liner

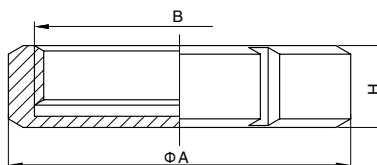
NO.1202157



Size	A	B	H	kg
1"	34.5	40.5	6	
1 1/4"	41.5	48	6	
1 1/2"	47.5	54	6	
2"	61.5	68	6	
2 1/2"	75.5	84	8	
3"	87.5	96	8	
4"	115.5	124.6	9	

盲螺母 Blind nut

NO.1202158



Size	A	B	H	kg
1"	57	Rd44×1/6"	20	
1 1/4"	65	Rd52×1/6"	20	
1 1/2"	71	Rd58×1/6"	20	
2"	88	Rd72×1/6"	22	
2 1/2"	103	Rd88×1/6"	24	
3"	115	Rd100×1/6"	25	
4"	148	Rd130×1/6"	31	

3A 系列

3A Fittings

此部分安装材料根据 3A 管尺寸制造



订购信息表

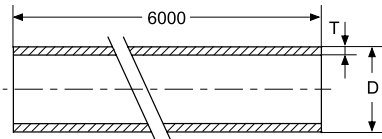
3A 焊接管件 3A welded pipe fittings	pages 88-95
3A 快装管件 3A clamped pipe fittings	pages 96-99
3A 卡箍接头及其他配件 3A clamp, ferrule and accessories	pages 100-101
3A 活接及其他配件 3A union and accessories	pages 102

3A焊接管件

3A welded pipe fittings

3A管道外径及壁厚 3A pipeline OD x t

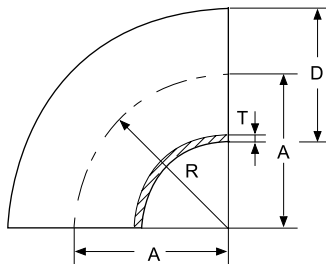
NO.1203001



Size	D×T	A	R	kg
1/2"	12.7×1.65			
3/4"	19.05×1.65			
1"	25.4×1.65			
1 1/2"	38.1×1.65			
2"	50.8×1.65			
2 1/2"	63.5×1.65			
3"	76.2×1.65			
4"	101.6×2.1			
6"	152.4×2.8			

90° 焊接短弯头 90° Welded short elbow

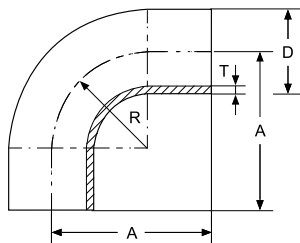
NO.1203002



Size	D×T	A	R	kg
1/2"	12.7×1.65	19.05	19.05	
3/4"	19.05×1.65	28.6	28.6	
1"	25.4×1.65	38.1	38.1	
1 1/2"	38.1×1.65	57.2	57.2	
2"	50.8×1.65	76.2	76.2	
2 1/2"	63.5×1.65	95.3	95.3	
3"	76.2×1.65	114.3	114.3	
4"	101.6×2.1	152.4	152.4	
6"	152.4×2.8	228.6	228.6	

90° 焊接长弯头 90° Welded long elbow

NO.1203003



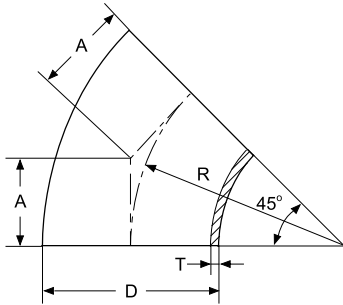
Size	D×T	A	R	kg
1/2"	12.7×1.65	25.4	19.05	
3/4"	19.05×1.65	38.1	28.6	
1"	25.4×1.65	52.4	38.1	
1 1/2"	38.1×1.65	74.6	57.2	
2"	50.8×1.65	103.2	76.2	
2 1/2"	63.5×1.65	131.8	95.3	
3"	76.2×1.65	160.3	114.3	
4"	101.6×2.1	211.1	152.4	

3A焊接管件

3A welded pipe fittings

45° 焊接短弯头 45° Welded short elbow

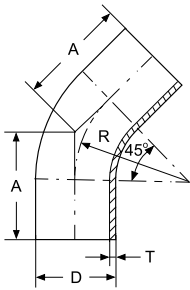
NO.1203004



Size	D×T	A	R	kg
1/2"	12.7×1.65	7.1	19.05	
3/4"	19.05×1.65	11.9	28.6	
1"	25.4×1.65	15.9	38.1	
1 1/2"	38.1×1.65	23.8	57.2	
2"	50.8×1.65	31.8	76.2	
2 1/2"	63.5×1.65	39.7	95.3	
3"	76.2×1.65	47.6	114.3	
4"	101.6×2.1	63.5	152.4	
6"	152.4×2.8	5.3	228.6	

45° 焊接长弯头 45° Welded long elbow

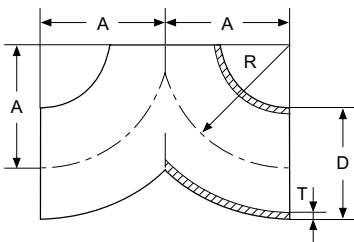
NO.1203005



Size	D×T	A	R	kg
1"	25.4×1.65	30.2	38.1	
1 1/2"	38.1×1.65	41.3	57.2	
2"	50.8×1.65	58.7	76.2	
2 1/2"	63.5×1.65	76.2	95.3	
3"	76.2×1.65	93.7	114.3	
4"	101.6×2.1	122.2	152.4	

焊接R型三通Welded R type tee

NO.1203006



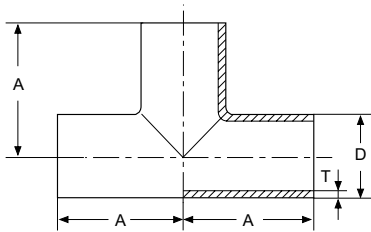
Size	D×T	A	R	kg
1/2"	12.7×1.65	19.05	19.05	
3/4"	19.05×1.65	28.6	28.6	
1"	25.4×1.65	38.1	38.1	
1 1/2"	38.1×1.65	57.2	57.2	
2"	50.8×1.65	76.2	76.2	
2 1/2"	63.5×1.65	95.3	95.3	
3"	76.2×1.65	114.3	114.3	
4"	101.6×2.1	152.4	152.4	
6"	152.4×2.8	228.6	228.6	

3A焊接管件

3A welded pipe fittings

焊接等径短三通 Welded equal short tee

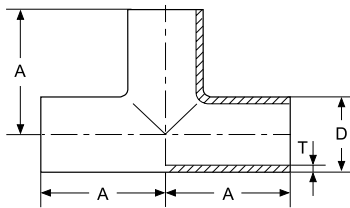
NO.1203007



Size	D×T	A	B	R	kg
1"	25.4x1.65	28.6			
1 1/2"	38.1x1.65	42			
2"	50.8x1.65	52.3			
2 1/2"	63.5x1.65	59.5			
3"	76.2x1.65	65.9			
4"	101.6x2.1	87.3			

焊接等径长三通 Welded equal long tee

NO.1203008



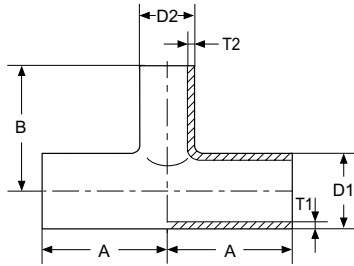
Size	D×T	A	R	kg
1/2"	12.7×1.5	19.05		
3/4"	19.05×1.5	47.6		
1"	25.4×1.5	47.6		
1 1/2"	38.1×1.5	57.2		
2"	50.8×1.5	76.2		
2 1/2"	63.5×1.65	76.2		
3"	76.2×1.65	82.6		
4"	101.6×2.1	98.4		
6"	152.4×2.8	127		

3A焊接管件

3A welded pipe fittings

焊接变径三通 Welded reducing tee

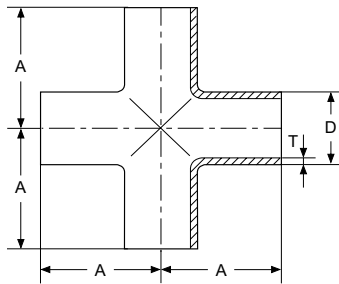
NO.1203009



Size	D1xT1	D2xT2	A	B	kg
3/4"x1/2"	19.05x1.65	12.7x1.65	47.6	25.4	
1"x1/2"	25.4x1.65	12.7x1.65	47.6	38.1	
1"x3/4"	25.4x1.65	19.05x1.65	47.6	50.8	
1 1/2"x3/4"	38.1x1.35	19.05x1.65	57.2	57.2	
1 1/2"x1"	38.1x1.35	25.4x1.65	57.2	54	
2"x1"	50.8x1.65	25.4x1.65	76.2	60.3	
2"x1 1/2"	50.8x1.65	38.1x1.65	76.2	63.5	
2 1/2"x1 1/2"	63.5x1.65	38.1x1.65	76.2	69.9	
2 1/2"x2"	63.5x1.65	50.8x1.65	76.2	82.6	
2"x1 1/2"	76.2x1.65	38.1x1.65	82.6	76.2	
3"x2"	76.2x1.65	50.8x1.65	82.6	88.9	
3"x2 1/2"	76.2x1.65	63.5x1.65	82.6	82.6	
4"x2"	101.6x2.1	50.8x1.65	98.4	101.6	
4"x2 1/2"	101.6x2.1	63.5x1.65	98.4	95.3	
4"x3"	101.6x2.1	76.2x1.65	98.4	95.3	
6"x2"	152.4x2.8	50.8x1.65	127	120.7	
6"x3"	152.4x2.8	63.5x1.65	127	123.8	
6"x4"	152.4x2.8	101.6x2.1	127	120.7	

焊接等径长四通 Welded equal long cross

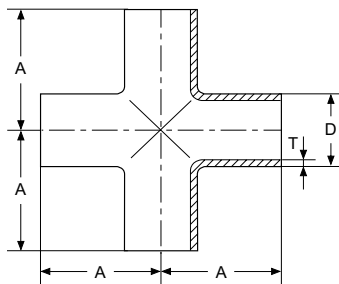
NO.1203010



Size	D×T	A	B	kg
1/2"	12.7×1.65	19.1		
3/4"	19.05×1.65	47.6		
1"	25.4×1.65	47.6		
1 1/2"	38.1×1.65	57.2		
2"	50.8×1.65	76.2		
2 1/2"	63.5×1.65	76.2		
3"	76.2×1.65	82.6		
4"	101.6×2.1	98.4		
6"	152.4×2.8	127		

焊式短型四通 Welded short cross

NO.1203011



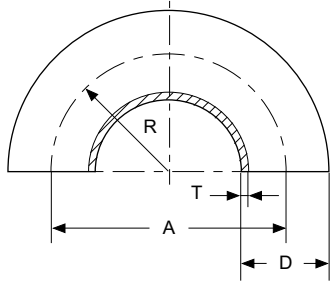
Size	D×T	A	B	kg
1"	25.4×1.65	28.6		
1 1/2"	38.1×1.65	42.1		
2"	50.8×1.65	52.4		
2 1/2"	63.5×1.65	54.5		
3"	76.2×1.65	65.9		
4"	101.6×2.1	87.3		

3A焊接管件

3A welded pipe fittings

180° 焊接弯头 180° Welded elbow

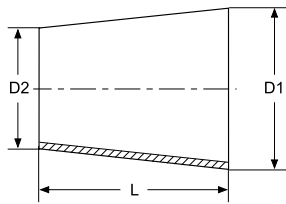
NO.1203012



Size	D×T	A	B	R	kg
1"	25.4×1.65	76.2		38.1	
1 1/2"	38.1×1.65	114.3		57.2	
2"	50.8×1.65	152.4		76.2	
2 1/2"	63.5×1.65	190.5		95.3	
3"	76.2×1.65	228.6		114.3	
4"	101.6×2.1	304.8		152.4	

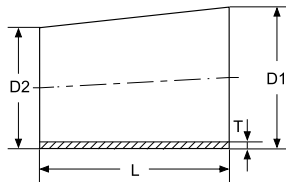
焊接大小头不带直边 Welded reducer without straight ends

NO.1203013



同心 Concentric

NO.1203014



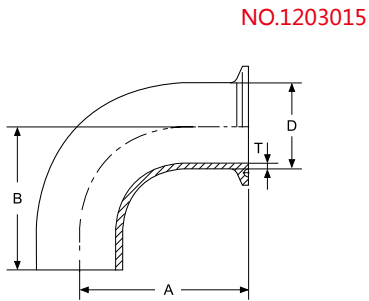
偏心 Eccentric

Size	D1×D2×T	L	B	kg
1"×3/4"	25.4×19.05×1.65	25.4		
1 1/2"×3/4"	38.1×19.05×1.65	76.2		
1 1/2"×1"	38.1×25.4×1.65	50.8		
2"×1"	50.8×25.4×1.65	101.6		
2"×1 1/2"	50.8×38.1×1.65	50.8		
2 1/2"×1 1/2"	63.5×38.1×1.65	101.6		
2 1/2"×2"	63.5×50.8×1.65	50.8		
3"×1 1/2"	76.2×38.1×1.65	152.4		
3"×2"	76.2×50.8×1.65	101.6		
3"×2 1/2"	76.2×63.5×1.65	50.8		
4"×2"	101.6×50.8×2.1	203.2		
4"×2 1/2"	101.6×63.5×2.1	152.4		
4"×3"	101.6×76.2×2.1	101.6		
6"×3"	152.4×76.2×2.8	140		
6"×4"	152.4×101.6×2.8	140		

3A焊接管件

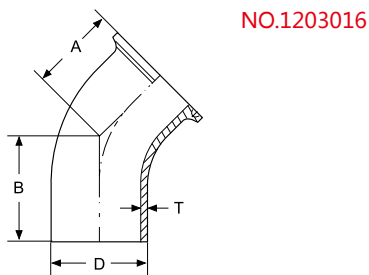
3A welded pipe fittings

90° 焊接/快装弯头 90° Welded/Clamped elbow



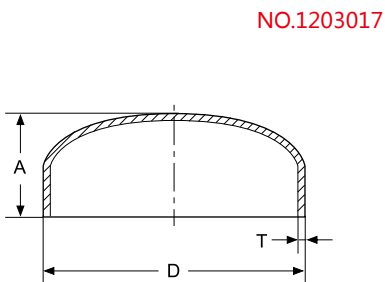
Size	D×T	A	B	kg
1"	25.4×1.65	65.1	52.4	
1 1/2"	38.1×1.65	87.3	74.6	
2"	50.8×1.65	115.9	103.2	
2 1/2"	63.5×1.65	144.5	131.8	
3"	76.2×1.65	173	160.3	
4"	101.6×2.1	217	211.1	

45° 焊接/快装弯头 45° Welded/Clamped elbow



Size	D×T	A	B	kg
1"	25.4×1.65	42.9	30.2	
1 1/2"	38.1×1.65	54	41.3	
2"	50.8×1.65	71.4	58.7	
2 1/2"	63.5×1.65	88.9	76.2	
3"	76.2×1.65	106.4	93.7	
4"	101.6×2.1	138.1	122.2	

封头 Dished end cap

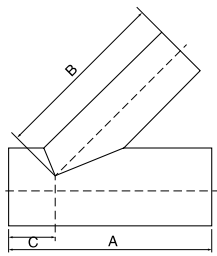


Size	D×T	A	B	kg
1/2"	12.7×1.65	6.4		
3/4"	19.05×1.65	7.9		
1"	25.4×1.65	9.5		
1 1/2"	38.1×1.65	14.3		
2"	50.8×1.65	19.1		
2 1/2"	63.5×1.65	25.4		
3"	76.2×1.65	31.8		
4"	101.6×2.1	38.1		
6"	152.4×2.8	57.2		

3A焊接管件

3A welded pipe fittings

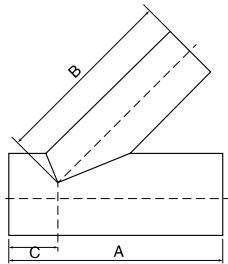
焊接Y型三通 Welded Y type tee



NO.1203018

Size	A	B	C	kg
1/2"	152.4	127.0	25.4	
3/4"	152.4	127.0	25.4	
1"	152.4	127.0	25.4	
1 1/2"	187.3	173.1	30.2	
2"	222.2	180.9	41.3	
2 1/2"	254	215.9	38.1	
3"	273.1	225.4	47.6	
4"	325.5	273.1	52.4	
6"	419.1	317.5	101.6	

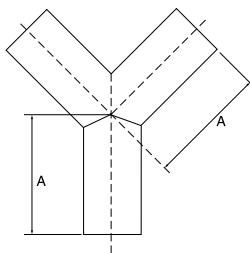
焊接Y型三通 Welded Y type tee



NO.1203019

Size	A	B	C	kg
1 1/2"×1"	187.3	157.2	30.2	
2"×1"	222.2	181.0	41.3	
2"×1 1/2"	222.2	181.0	41.3	
2 1/2"×1"	254	215.9	38.1	
2 1/2"×1 1/2"	254	215.9	38.1	
2 1/2"×2"	254	215.9	38.1	
3"×1"	273.1	225.4	47.6	
3"×1 1/2"	273.1	225.4	47.6	
3"×2"	273.1	225.4	47.6	
3"×2 1/2"	273.1	225.4	47.6	
4"×1"	325.5	273.1	52.4	
4"×1 1/2"	325.5	273.1	52.4	
4"×2"	274.7	273.1	52.4	
4"×2 1/2"	325.5	273.1	52.4	
4"×3"	325.5	273.1	52.4	

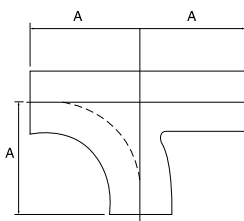
焊接Y型三通 Welded Y type tee



NO.1203020

Size	A		kg
1/2"	50.8		
3/4"	50.8		
1"	76.2		
1 1/2"	76.2		
2"	101.6		
2 1/2"	127		
3"	152.4		
4"	203.2		
6"	203.2		

焊接Y型三通 Welded Y type tee



NO.1203021

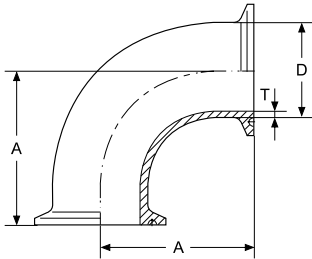
Size	A		kg
1"	65.0		
1 1/2"	85.0		
2"	110.0		
2 1/2"	135.0		
3"	155.0		
4"	195.0		

3A快装管件

3A clamped pipe fittings

90° 快装弯头 90° Clamped elbow

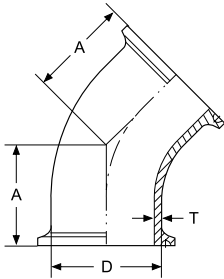
NO.1203022



Size	D×T	A	B	kg
1/2"	12.7×1.65	31.8		
3/4"	19.05×1.65	41.3		
1"	25.4×1.65	50.8		
1 1/2"	38.1×1.65	69.9		
2"	50.8×1.65	88.9		
2 1/2"	63.5×1.65	108		
3"	76.2×1.65	127		
4"	101.6×2.1	168.2		
6"	152.4×2.8	266.7		

45° 快装弯头 45° Clamped elbow

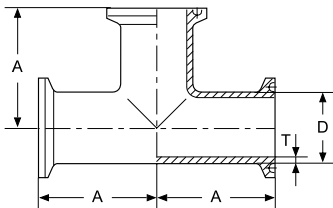
NO.12030023



Size	D×T	A	B	kg
1/2"	12.7×1.65	19.8		
3/4"	19.05×1.65	24.6		
1"	25.4×1.65	28.6		
1 1/2"	38.1×1.65	36.5		
2"	50.8×1.65	44.5		
2 1/2"	63.5×1.65	52.3		
3"	76.2×1.65	60.3		
4"	101.6×2.1	76.2		
6"	152.4×2.8	133.4		

快装等径三通 Clamped equal tee

NO.1203024



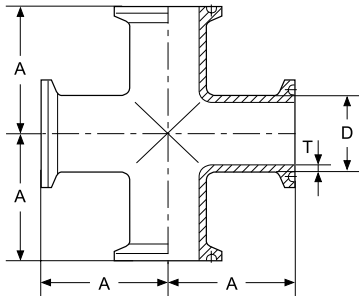
Size	D×T	A	B	kg
1/2"	12.7×1.65	31.8		
3/4"	19.05×1.65	60.3		
1"	25.4×1.65	60.3		
1 1/2"	38.1×1.65	69.9		
2"	50.8×1.65	88.9		
2 1/2"	63.5×1.65	88.9		
3"	76.2×1.65	95.3		
4"	101.6×2.1	114.2		
6"	152.4×2.8	165.1		

3A快装管件

3A clamped pipe fittings

快装等径四通 Clamped equal cross

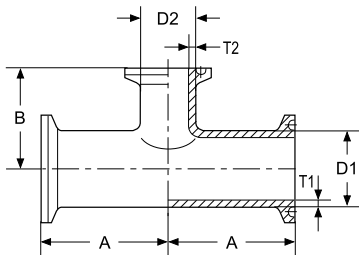
NO.1203025



Size	D×T	A	B	kg
1/2"	12.7×1.65	31.8		
3/4"	19.05×1.65	60.3		
1"	25.4×1.65	60.3		
1 1/2"	38.1×1.65	69.9		
2"	50.8×1.65	88.9		
2 1/2"	63.5×1.65	88.9		
3"	76.2×1.65	95.3		
4"	101.6×2.1	114.3		
6"	152.4×2.8	165.1		

快装变径三通 Clamped reducing tee

NO.1203026



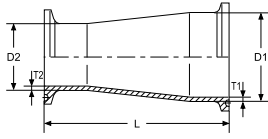
Size	D1×T1	D2×T2	A	B	kg
3/4"×1/2"	19.05×1.65	12.7×1.65	66.7	66.7	
1"×1/2"	25.4×1.65	12.7×1.65	66.7	66.7	
1"×3/4"	25.4×1.65	19.05×1.65	66.7	66.7	
1 1/2"×1/2"	38.1×1.65	12.7×1.65	73	73	
1 1/2"×3/4"	38.1×1.65	19.05×1.65	73	73	
1 1/2"×1"	38.1×1.65	25.4×1.65	54.8	47.6	
2"×1/2"	50.8×1.65	12.7×1.65	65.1	54	
2"×3/4"	50.8×1.65	19.05×1.65	65.1	54	
2"×1"	50.8×1.65	25.4×1.65	65.1	54	
2"×1 1/2"	50.8×1.65	38.1×1.65	65.1	61.1	
2 1/2"×1/2"	63.5×1.65	12.7×1.65	72.2	60.3	
2 1/2"×3/4"	63.5×1.65	19.05×1.65	72.2	60.3	
2 1/2"×1"	63.5×1.65	25.4×1.65	72.2	60.3	
2 1/2"×1 1/2"	63.5×1.65	38.1×1.65	72.2	67.5	
2 1/2"×2"	63.5×1.65	50.8×1.65	72.2	71.4	
3"×3/4"	76.2×1.65	19.05×1.65	78.6	66.7	
3"×1"	76.2×1.65	25.4×1.65	78.6	66.7	
3"×1 1/2"	76.2×1.65	38.1×1.65	78.6	73.8	
3"×2"	76.2×1.65	50.8×1.65	78.6	77.8	
3"×2 1/2"	76.2×1.65	63.5×1.65	78.6	78.6	
4"×1"	101.6×2.1	25.4×1.65	103.2	79.4	
4"×1 1/2"	101.6×2.1	38.1×1.65	103.2	86.5	
4"×2"	101.6×2.1	50.8×1.65	103.2	91.3	
4"×2 1/2"	101.6×2.1	63.5×1.65	103.2	91.3	
4"×3"	101.6×2.1	76.2×1.65	103.2	91.3	
6"×3"	152.4×2.8	76.2×1.65	149.2	133.4	
6"×4"	152.4×2.8	101.6×2.1	149.2	139.7	

3A快装管件

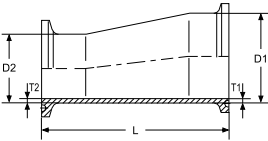
3A clamped pipe fittings

快装大小头 Clamped reducer

NO.1203027



同心 Concentric

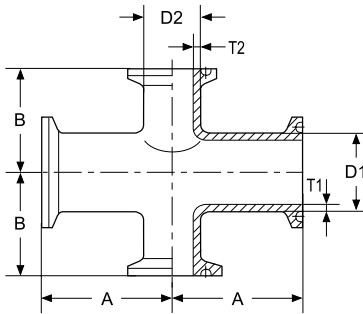


偏心 Eccentric

Size	D1×T1	D2×T2	L	B	kg
1 1/2"×1"	38.1×1.65	25.4×1.65	76.2		
2"×1"	50.8×1.65	25.4×1.65	127		
2"×1 1/2"	50.8×1.65	38.1×1.65	76.2		
2 1/2"×1 1/2"	63.5×1.65	12.7×1.65	127		
2 1/2"×2"	63.5×1.65	50.8×1.65	76.2		
3"×1 1/2"	76.2×1.65	38.1×1.65	177.8		
3"×2"	76.2×1.65	50.8×1.65	127		
3"×2 1/2"	76.2×1.65	63.5×1.65	76.2		
4"×2"	101.6×2.1	50.8×1.65	231.8		
4"×2 1/2"	101.6×2.1	63.5×1.65	181		
4"×3"	101.6×2.1	76.2×1.65	130.2		

快装变径四通 Clamped reducing cross

NO.1203028

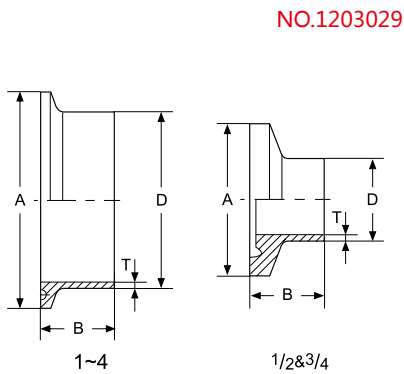


Size	D1×T1	D2×T2	A	B	kg
3/4"×1/2"	19.05×1.65	12.7×1.65	66.7	66.7	
1"×1/2"	25.4×1.65	12.7×1.65	66.7	66.7	
1"×3/4"	25.4×1.65	19.05×1.65	66.7	66.7	
1 1/2"×1/2"	38.1×1.65	12.7×1.65	73	73	
1 1/2"×3/4"	38.1×1.65	19.05×1.65	73	73	
1 1/2"×1"	38.1×1.65	25.4×1.65	54.8	47.6	
2"×1/2"	50.8×1.65	12.7×1.65	65.1	54	
2"×3/4"	50.8×1.65	19.05×1.65	65.1	54	
2"×1"	50.8×1.65	25.4×1.65	65.1	54	
2"×1 1/2"	50.8×1.65	38.1×1.65	65.1	61.1	
2 1/2"×1/2"	63.5×1.65	12.7×1.65	72.2	60.3	
2 1/2"×3/4"	63.5×1.65	19.05×1.65	72.2	60.3	
2 1/2"×1"	63.5×1.65	25.4×1.65	72.2	60.3	
2 1/2"×1 1/2"	63.5×1.65	38.1×1.65	72.2	67.5	
2 1/2"×2"	63.5×1.65	50.8×1.65	72.2	71.4	
3"×3/4"	76.2×1.65	19.05×1.65	78.6	66.7	
3"×1"	76.2×1.65	25.4×1.65	78.6	66.7	
3"×1 1/2"	76.2×1.65	38.1×1.65	78.6	73.8	
3"×2"	76.2×1.65	50.8×1.65	78.6	77.8	
3"×2 1/2"	76.2×1.65	63.5×1.65	78.6	78.6	
4"×1"	101.6×2.1	25.4×1.65	103.2	79.4	
4"×1 1/2"	101.6×2.1	38.1×1.65	103.2	86.5	
4"×2"	101.6×2.1	50.8×1.65	103.2	91.3	
4"×2 1/2"	101.6×2.1	63.5×1.65	103.2	91.3	
4"×3"	101.6×2.1	76.2×1.65	103.2	91.3	
6"×3"	152.4×2.8	76.2×1.65	149.2	133.4	
6"×4"	152.4×2.8	101.6×2.1	149.2	139.7	

3A快装管件

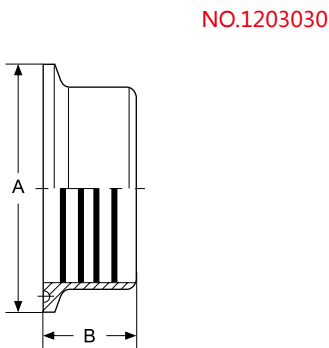
3A clamped pipe fittings

快装接头(长型) Clamped ferrule(long type)



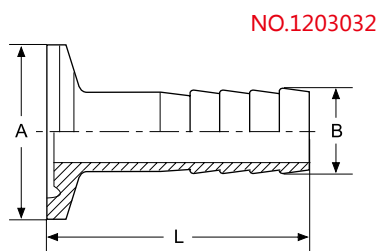
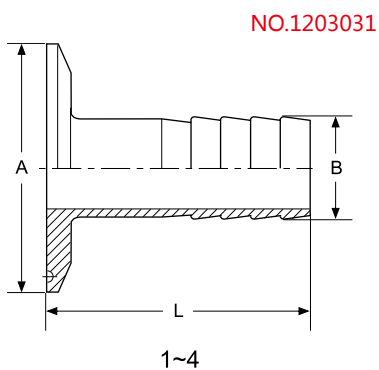
Size	D×T	A	B			KG
			14WMP	14MMP	14AMP	
1/2"	12.7×1.65	25.4	12.7	21.5	28.6	
3/4"	19.05×1.65	25.4	12.7	21.5	28.6	
1"	25.4×1.65	50.4	12.7	21.5	28.6	
1 1/2"	38.1×1.65	50.4	12.7	21.5	28.6	
2"	50.8×1.65	63.9	12.7	21.5	28.6	
2 1/2"	63.5×1.65	77.4	12.7	21.5	28.6	
3"	76.2×1.65	90.9	12.7	21.5	28.6	
4"	101.6×2.1	119.1	15.8	21.5	28.6	
6"	152.4×2.8	166.7	-	21.5	38.1	

膨胀接头 Expanded ferrule



Size	D×T	A	B	kg
1"		50.5	19.1	
1 1/2"		50.5	28.6	
2"		64	33.3	
2 1/2"		77.5	34.9	
3"		91	36.5	
4"		119	38.1	

快装软管接头 Clamped hose barb adapter

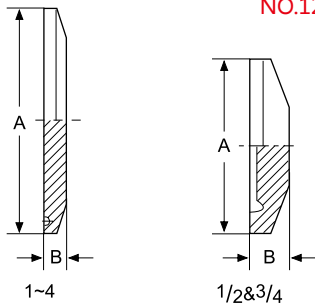


Size	D×T	A	B	L	kg
1/2"×1/4"		25.4	6.35	38.1	
1/2"×3/8"		25.4	9.5	38.1	
1/2"		25.4	12.7	38.1	
3/4"×1/4"		25.4	6.35	38.1	
3/4"×3/8"		25.4	9.5	38.1	
3/4"×1/2"		25.4	12.7	38.1	
3/4"		25.4	19.05	38.1	
1"×1/2"		50.5	12.7	38.1	
1"×3/4"		50.5	19.05	38.1	
1"		50.5	25.4	42.9	
1 1/2"×1/2"		50.5	12.7	38.1	
1 1/2"×3/4"		50.5	19.05	38.1	
1 1/2"×1"		50.5	25.4	42.9	
1 1/2"		50.5	38.1	42.9	
2"		64	50.8	58.7	
2 1/2"		77.5	63.5	59.5	
3"		91	76.2	78.6	
4"		119	101.6	86.5	

3A 卡箍接头及其他配件

3A clamp, ferrule and accessories

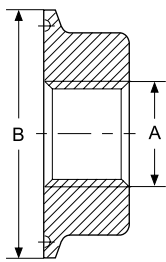
快装盲板 Clamped blind cap



NO.1203033

Size	D×T	A	B	kg
1/2"		25.4	4.7	
3/4"		25.4	4.7	
1"		50.5	6.35	
1 1/2"		50.5	6.35	
2"		64	6.35	
2 1/2"		77.5	6.35	
3"		91	6.35	
4"		119	6.35	

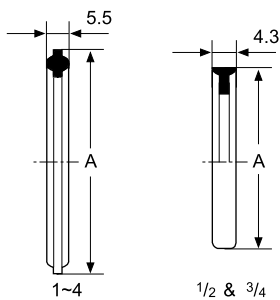
温度计用快装接头 Clamped ferrule for thermometer



NO.1203034

Size	D×T	A	B	kg
1"		G ^{1/2} ₅	50.5	
1 1/2"		G ^{3/4} ₅	50.5	
2"		G ^{3/4} ₅	64	
2 1/2"		G ^{3/4} ₅	77.5	
3"		G ^{3/4} ₅	91	
4"		G ^{3/4} ₅	119	

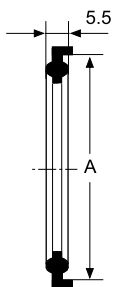
接头密封圈 Gasket for ferrule



NO.1203035

Size	D×T	A	B	kg
1/2"		25.4		
3/4"		25.4		
1"		50.5		
1 1/2"		50.5		
2"		64		
2 1/2"		77.5		
3"		91		
4"		119		

接头密封圈 Gasket for ferrule



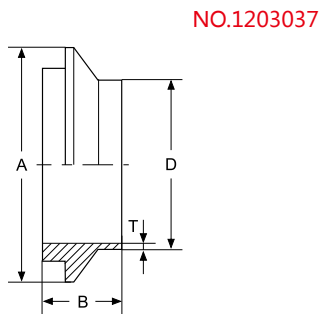
NO.1203036

Size	D×T	A	B	kg
1 1/2"		50.5		
2"		64		
2 1/2"		77.5		
3"		91		
4"		119		

3A 卡箍接头及其他配件

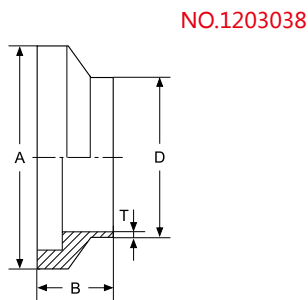
3A clamp, ferrule and accessories

凸面快装接头 Convex clamped ferrule



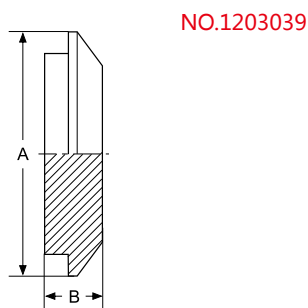
Size	D×T	A	B	kg
1"	25.4×1.65	50.8	19.8	
1 1/2"	38.1×1.65	50.8	23.8	
2"	50.8×1.65	66.7	28.6	
2 1/2"	63.5×1.65	84	29.5	
3"	76.2×1.65	98.4	33	
4"	101.6×2.1	123.8	34	

凹面快装接头 Concave clamped ferrule



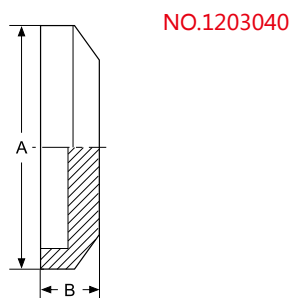
Size	D×T	A	B	kg
1"	25.4×1.65	50.8	19.8	
1 1/2"	38.1×1.65	50.8	23.8	
2"	50.8×1.65	66.7	28.6	
2 1/2"	63.5×1.65	84	29.5	
3"	76.2×1.65	98.4	33	
4"	101.6×2.1	123.8	34	

凸面快装盲板 Convex clamped blind cap



Size	D×T	A	B	kg
1"		50.8	12.7	
1 1/2"		50.8	12.7	
2"		66.7	12.7	
2 1/2"		84	17.4	
3"		98.4	17.4	
4"		123.8	19.0	

凹面快装盲板 Concave clamped blind cap

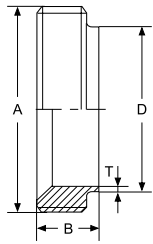


Size	D×T	A	B	kg
1"		50.8	12.7	
1 1/2"		50.8	12.7	
2"		66.7	12.7	
2 1/2"		84	17.4	
3"		98.4	17.4	
4"		123.8	19.0	

3A活接及其他配件

3A union and accessories

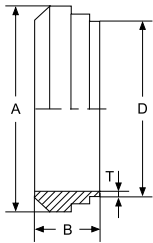
螺纹接头 Male



NO.1203041

Size	D×T	A	B	kg
1"	25.4×1.65	37.13ACME8TPI	17.5	
1 1/2"	38.1×1.65	50.65ACME8TPI	17.5	
2"	50.8×1.65	64.17ACME8TPI	18.2	
2 1/2"	63.5×1.65	77.67ACME8TPI	21.4	
3"	76.2×1.65	91.19ACME8TPI	23.8	
4"	101.6×2.1	119.25ACME8TPI	25.4	

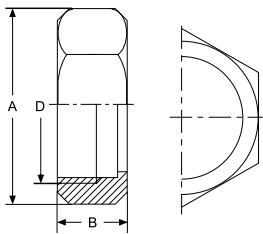
平接头 Liner



NO.1203042

Size	D×T	A	B	kg
1"	25.4×1.65	33.4	17.5	
1 1/2"	38.1×1.65	47	17.5	
2"	50.8×1.65	60.5	18.2	
2 1/2"	63.5×1.65	74	21.4	
3"	76.2×1.65	87.5	23.8	
4"	101.6×2.1	114.3	25.4	

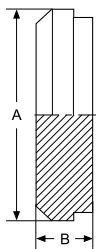
六角螺母 Hexagonal nut



NO.1203043

Size	D	A	B	kg
1"	38.02ACME8TPI	46	23	
1 1/2"	51.54ACME8TPI	61.1	24.6	
2"	65.05ACME8TPI	76.2	27	
2 1/2"	78.56ACME8TPI	91.3	30	
3"	92.08ACME8TPI	106.4	32.5	
4"	120.14ACME8TPI	138.1	38.1	

快装盲板 Clamped blind cap




NO.1203044

Size	D×T	A	B	kg
1"		33.4	11.9	
1 1/2"		47	14.5	
2"		60.5	15.9	
2 1/2"		74	16.5	
3"		87.5	18.5	
4"		114.3	20.7	

BPE 系列

BPE Fittings

此部分安装材料根据 BPE 管尺寸制造



订购信息表

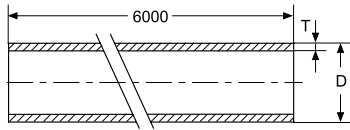
BPE 弯头 BPE Elbows	pages 104-105
BPE 三通 BPE Tees	pages 106-111
BPE U型管 BPE U type elbows	pages 112
BPE 四通 BPE Crosses	pages 113
BPE 大小头 BPE Reducers	pages 114-116
BPE 卡箍接头及其他配件 BPE clamp, ferrule and accessories	pages 117

BPE弯头

BPE Elbows

BPE管道外径及壁厚 BPE pipeline OD x t

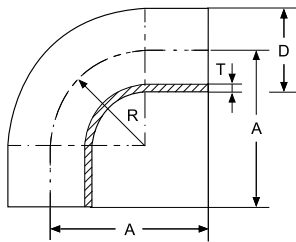
NO.1204001



Size	D×T	A	B	kg
1/2"	12.7×1.65			
3/4"	19.05×1.65			
1"	25.4×1.65			
1 1/2"	38.1×1.65			
2"	50.8×1.65			
2 1/2"	63.5×1.65			
3"	76.2×1.65			
4"	101.6×2.11			
6"	152.4×2.8			

90° 焊接长弯头 90° Welded long elbow

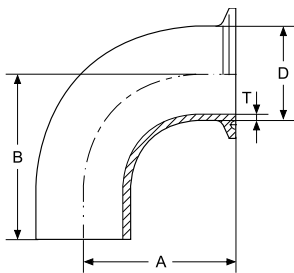
NO.1204002



Size	D×T	A	R	kg
1/2"	12.7×1.65	76.2	19.05	
3/4"	19.05×1.65	76.2	28.6	
1"	25.4×1.65	76.2	38.1	
1 1/2"	38.1×1.65	95.3	57.2	
2"	50.8×1.65	120.7	76.2	
2 1/2"	63.5×1.65	139.7	95.3	
3"	76.2×1.65	158.8	114.3	
4"	101.6×2.11	203.2	152.4	
6"	152.4×2.8	292.1	288.6	

90° 焊接/快装弯头 90° Welded/Clamped elbow

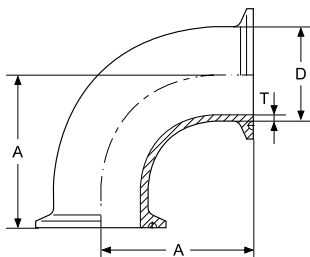
NO.1204003



Size	D×T	A	B	kg
1/2"	12.7×1.65	41.3	76.2	
3/4"	19.05×1.65	41.3	76.2	
1"	25.4×1.65	50.8	76.2	
1 1/2"	38.1×1.65	69.9	95.3	
2"	50.8×1.65	88.9	120.7	
2 1/2"	63.5×1.65	108	139.7	
3"	76.2×1.65	127	158.8	
4"	101.6×2.11	168.3	203.2	
6"	152.4×2.8	266.7	292.1	

90° 快装弯头 90° Clamped elbow

NO.1204004

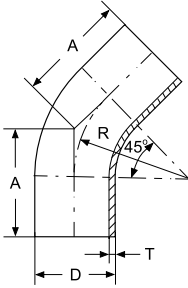


Size	D×T	A	B	kg
1/2"	12.7×1.65	41.3		
3/4"	19.05×1.65	41.3		
1"	25.4×1.65	50.8		
1 1/2"	38.1×1.65	69.9		
2"	50.8×1.65	88.9		
2 1/2"	63.5×1.65	108		
3"	76.2×1.65	127		
4"	101.6×2.11	168.3		
6"	152.4×2.8	266.7		

BPE弯头 BPE Elbows

45° 焊接长弯头 45° Welded long elbow

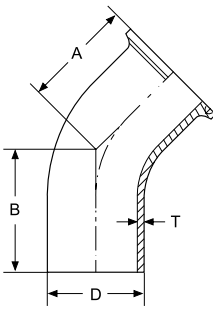
NO.1204005



Size	D×T	A	R	kg
1/2"	12.7×1.65	57.2	19.05	
3/4"	19.05×1.65	57.2	28.6	
1"	25.4×1.65	57.2	38.1	
1 1/2"	38.1×1.65	63.5	57.2	
2"	50.8×1.65	76.2	76.2	
2 1/2"	63.5×1.65	85.7	95.3	
3"	76.2×1.65	92.1	114.3	
4"	101.6×2.11	114.3	152.4	
6"	152.4×2.8	158.5	288.6	

45° 焊接/快装弯头 45° Welded/Clamped elbow

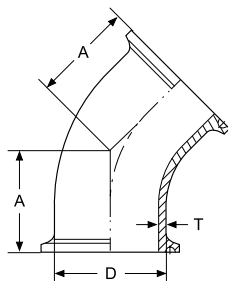
NO.1204006



Size	D×T	A	B	kg
1/2"	12.7×1.65	25.4	57.2	
3/4"	19.05×1.65	25.4	57.2	
1"	25.4×1.65	28.6	57.2	
1 1/2"	38.1×1.65	36.5	63.5	
2"	50.8×1.65	44.5	76.2	
2 1/2"	63.5×1.65	52.4	85.7	
3"	76.2×1.65	60.3	92.1	
4"	101.6×2.11	79.4	114.3	
6"	152.4×2.8	133.4	158.5	

45° 快装弯头 45° Clamped elbow

NO.1204007



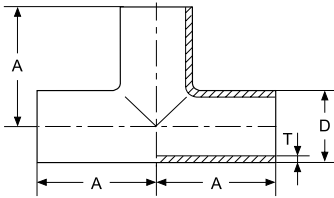
Size	D×T	A	B	kg
1/2"	12.7×1.65	25.4		
3/4"	19.05×1.65	25.4		
1"	25.4×1.65	28.6		
1 1/2"	38.1×1.65	36.5		
2"	50.8×1.65	44.5		
2 1/2"	63.5×1.65	52.4		
3"	76.2×1.65	60.3		
4"	101.6×2.11	79.4		
6"	152.4×2.8	133.4		

BPE三通

BPE Tees

焊接等径三通 Welded equal tee

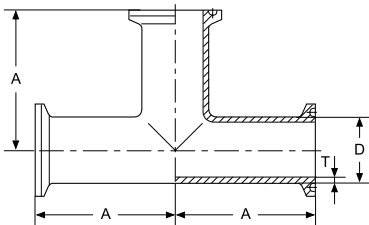
NO.1204008



Size	D×T	A	B	kg
1/2"	12.7×1.65	47.6		
3/4"	19.05×1.65	50.8		
1"	25.4×1.65	54		
1 1/2"	38.1×1.65	60.3		
2"	50.8×1.65	73		
2 1/2"	63.5×1.65	79.4		
3"	76.2×1.65	85.7		
4"	101.6×2.11	104.8		
6"	152.4×2.8	142.9		

快装等径三通 Clamped equal tee

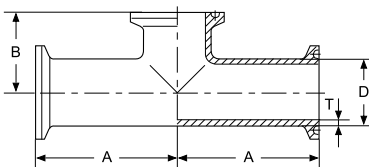
NO.1204009



Size	D×T	A	B	kg
1/2"	12.7×1.65	57.2		
3/4"	19.05×1.65	60.3		
1"	25.4×1.65	66.7		
1 1/2"	38.1×1.65	73		
2"	50.8×1.65	85.7		
2 1/2"	63.5×1.65	92.1		
3"	76.2×1.65	98.4		
4"	101.6×2.11	120.7		
6"	152.4×2.8	181		

快装短中口三通 Clamped short outlet tee

NO.1204010



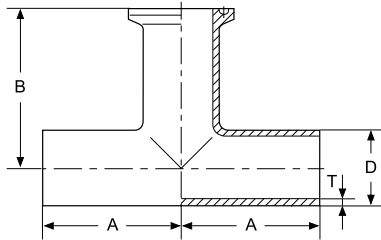
Size	D×T	A	B	kg
1/2"	12.7×1.65	57.2	25.4	
3/4"	19.05×1.65	60.3	28.6	
1"	25.4×1.65	66.7	28.6	
1 1/2"	38.1×1.65	73	34.9	
2"	50.8×1.65	85.7	41.3	
2 1/2"	63.5×1.65	92.1	47.6	
3"	76.2×1.65	98.4	54	
4"	101.6×2.11	120.7	69.9	
6"	152.4×2.8	181	117.5	

BPE三通

BPE Tees

焊接/快装三通 Welded/Clamped tee

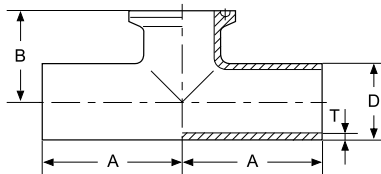
NO.1204011



Size	D×T	A	B	kg
1/2"	12.7×1.65	47.6	57.2	
3/4"	19.05×1.65	50.8	60.3	
1"	25.4×1.65	54	66.7	
1 1/2"	38.1×1.65	60.3	73	
2"	50.8×1.65	73	85.7	
2 1/2"	63.5×1.65	79.4	92.1	
3"	76.2×1.65	85.7	98.4	
4"	101.6×2.11	104.8	120.7	
6"	152.4×2.8	142.9	181	

焊接/快装短中口三通 Welded/Clamped short outlet tee

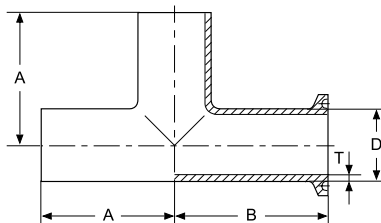
NO.1204012



Size	D×T	A	B	kg
1/2"	12.7×1.65	47.6	25.4	
3/4"	19.05×1.65	50.8	28.6	
1"	25.4×1.65	54	28.6	
1 1/2"	38.1×1.65	60.3	34.9	
2"	50.8×1.65	73	41.3	
2 1/2"	63.5×1.65	79.4	47.6	
3"	76.2×1.65	85.7	54	
4"	101.6×2.11	104.8	69.9	
6"	152.4×2.8	142.9	117.5	

焊接/快装三通 Welded/Clamped tee

NO.1204013



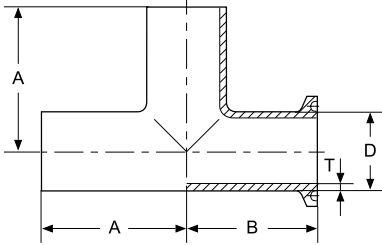
Size	D×T	A	B	kg
1/2"	12.7×1.65	47.6	57.2	
3/4"	19.05×1.65	50.8	60.3	
1"	25.4×1.65	54	66.7	
1 1/2"	38.1×1.65	60.3	73	
2"	50.8×1.65	73	85.7	
2 1/2"	63.5×1.65	79.4	92.1	
3"	76.2×1.65	85.7	98.4	
4"	101.6×2.11	104.8	120.7	
6"	152.4×2.8	142.9	181	

BPE三通

BPE Tees

焊接/快装三通 Welded/Clamped tee

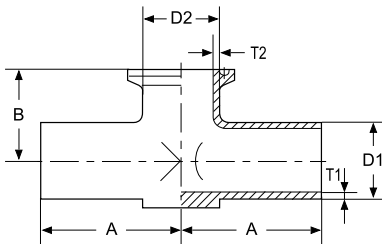
NO.1204014



Size	D×T	A	B	kg
1/2"	12.7×1.65	47.6	22.2	
3/4"	19.05×1.65	50.8	25.4	
1"	25.4×1.65	54	28.6	
1 1/2"	38.1×1.65	60.3	34.9	
2"	50.8×1.65	73	41.3	
2 1/2"	63.5×1.65	79.4	47.6	
3"	76.2×1.65	85.7	54	
4"	101.6×2.11	104.8	69.6	
6"	152.4×2.8	142.9	117.5	

焊接/快装三通 Welded/Clamped tee

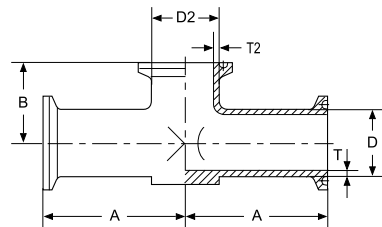
NO.1204015



Size	D1×T1	D2×T2	A	B	kg
1 1/2"×1/2"	12.7×1.65	38.1×1.65	63.5	22.2	
3/4"×1 1/2"	19.05×1.65	38.1×1.65	63.5	25.4	
1"×1 1/2"	25.4×1.65	38.1×1.65	63.5	28.6	
1/2"×2"	12.7×1.65	50.8×1.65	69.9	25.4	
3/4"×2"	19.05×1.65	50.8×1.65	69.9	28.6	
1"×2"	25.4×1.65	50.8×1.65	69.9	31.8	
1 1/2"×2"	38.1×1.65	50.8×1.65	69.9	38.1	

焊接/快装三通 Welded/Clamped tee

NO.1204016



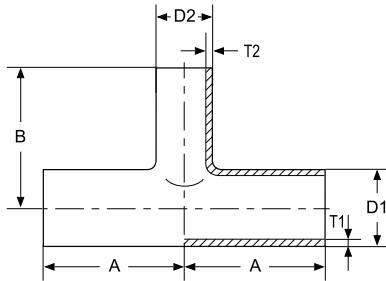
Size	D1×T1	D2×T2	A	B	kg
1 1/2"×1/2"	12.7×1.65	38.1×1.65	76.2	22.2	
3/4"×1 1/2"	19.05×1.65	38.1×1.65	76.2	25.4	
1"×1 1/2"	25.4×1.65	38.1×1.65	76.2	28.6	
1/2"×2"	12.7×1.65	50.8×1.65	82.6	25.4	
3/4"×2"	19.05×1.65	50.8×1.65	82.6	28.6	
1"×2"	25.4×1.65	50.8×1.65	82.6	31.8	
1 1/2"×2"	38.1×1.65	50.8×1.65	82.6	38.1	

BPE三通

BPE Tees

焊接变径三通 Welded reducing tee

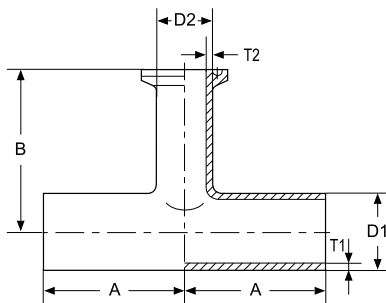
NO.1204017



Size	D1×T1	D2×T2	A	B	kg
3/4"×1/2"	19.05×1.65	12.7×1.65	50.8	50.8	
1"×1/2"	25.4×1.65	12.7×1.65	54	54	
1"×3/4"	25.4×1.65	19.05×1.65	54	54	
1 1/2"×1/2"	38.1×1.65	12.7×1.65	60.3	60.3	
1 1/2"×3/4"	38.1×1.65	19.05×1.65	60.3	60.3	
1 1/2"×1"	38.1×1.65	25.4×1.65	60.3	60.3	
2"×1/2"	50.8×1.65	12.7×1.65	73	66.7	
2"×3/4"	50.8×1.65	19.05×1.65	73	66.7	
2"×1"	50.8×1.65	25.4×1.65	73	66.7	
2"×1 1/2"	50.8×1.65	38.1×1.65	73	66.7	
2 1/2"×1/2"	63.5×1.65	12.7×1.65	79.4	73	
2 1/2"×3/4"	63.5×1.65	19.05×1.65	79.4	73	
2 1/2"×1"	63.5×1.65	25.4×1.65	79.4	73	
2 1/2"×1 1/2"	63.5×1.65	38.1×1.65	79.4	73	
2 1/2"×2"	63.5×1.65	50.8×1.65	79.4	73	
3"×1/2"	76.2×1.65	12.7×1.65	85.7	79.4	
3"×3/4"	76.2×1.65	19.05×1.65	85.7	79.4	
3"×1"	76.2×1.65	25.4×1.65	85.7	79.4	
3"×1 1/2"	76.2×1.65	38.1×1.65	85.7	79.4	
3"×2"	76.2×1.65	50.8×1.65	85.7	79.4	
3"×2 1/2"	76.2×1.65	63.5×1.65	85.7	79.4	
4"×1/2"	101.6×2.11	12.7×1.65	104.8	92.1	
4"×3/4"	101.6×2.11	25.4×1.65	104.8	92.1	
4"×1"	101.6×2.11	25.4×1.65	104.8	92.1	
4"×1 1/2"	101.6×2.11	38.1×1.65	104.8	92.1	
4"×2"	101.6×2.11	50.8×1.65	104.8	98.4	
4"×2 1/2"	101.6×2.11	63.5×1.65	104.8	98.4	
4"×3"	101.6×2.11	76.2×1.65	104.8	98.4	
6"×3"	152.4×2.8	76.2×1.65	142.9	123.8	
6"×4"	152.4×2.8	101.6×2.11	149.2	130.2	

焊接/快装变径三通 Welded/Clamped reducing tee

NO.1204018

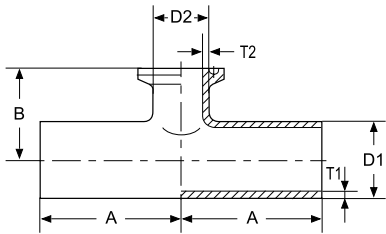


Size	D1×T1	D2×T2	A	B	kg
3/4"×1/2"	19.05×1.65	12.7×1.65	50.8	50.8	
1"×1/2"	25.4×1.65	12.7×1.65	54	66.7	
1"×3/4"	25.4×1.65	19.05×1.65	54	66.7	
1 1/2"×1/2"	38.1×1.65	12.7×1.65	60.3	73	
1 1/2"×3/4"	38.1×1.65	19.05×1.65	60.3	73	
1 1/2"×1"	38.1×1.65	25.4×1.65	60.3	73	
2"×1/2"	50.8×1.65	12.7×1.65	73	79.4	
2"×3/4"	50.8×1.65	19.05×1.65	73	79.4	
2"×1"	50.8×1.65	25.4×1.65	73	79.4	
2"×1 1/2"	50.8×1.65	38.1×1.65	73	79.4	
2 1/2"×1/2"	63.5×1.65	12.7×1.65	79.4	85.7	
2 1/2"×3/4"	63.5×1.65	19.05×1.65	79.4	85.7	
2 1/2"×1"	63.5×1.65	25.4×1.65	79.4	85.7	
2 1/2"×1 1/2"	63.5×1.65	38.1×1.65	79.4	85.7	
2 1/2"×2"	63.5×1.65	50.8×1.65	79.4	85.7	
3"×1/2"	76.2×1.65	12.7×1.65	85.7	92.1	
3"×3/4"	76.2×1.65	19.05×1.65	85.7	92.1	
3"×1"	76.2×1.65	25.4×1.65	85.7	92.1	
3"×1 1/2"	76.2×1.65	38.1×1.65	85.7	92.1	
3"×2"	76.2×1.65	50.8×1.65	85.7	92.1	
3"×2 1/2"	76.2×1.65	63.5×1.65	85.7	92.1	
4"×1/2"	101.6×2.11	12.7×1.65	104.8	104.8	
4"×3/4"	101.6×2.11	25.4×1.65	104.8	104.8	
4"×1"	101.6×2.11	25.4×1.65	104.8	104.8	
4"×1 1/2"	101.6×2.11	38.1×1.65	104.8	104.8	
4"×2"	101.6×2.11	50.8×1.65	104.8	104.8	
4"×2 1/2"	101.6×2.11	63.5×1.65	104.8	104.8	
4"×3"	101.6×2.11	76.2×1.65	104.8	104.8	
6"×3"	152.4×2.8	76.2×1.65	142.9	136.5	
6"×4"	152.4×2.8	101.6×2.11	149.2	142.9	

BPE三通

BPE Tees

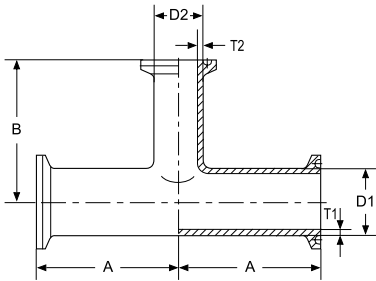
焊接/快装变径短三通 Welded/Clamped reducing short tee



Size	D1×T1	D2×T2	A	B	kg
3/4"×1/2"	19.05×1.65	12.7×1.65	50.8	25.4	
1"×1/2"	25.4×1.65	12.7×1.65	54	28.6	
1"×3/4"	25.4×1.65	19.05×1.65	54	28.6	
1 1/2"×1/2"	38.1×1.65	12.7×1.65	60.3	34.9	
1 1/2"×3/4"	38.1×1.65	19.05×1.65	60.3	34.9	
1 1/2"×1"	38.1×1.65	25.4×1.65	60.3	34.9	
2"×1/2"	50.8×1.65	12.7×1.65	73	41.3	
2"×3/4"	50.8×1.65	19.05×1.65	73	41.3	
2"×1"	50.8×1.65	25.4×1.65	73	41.3	
2"×1 1/2"	50.8×1.65	38.1×1.65	73	41.3	
2 1/2"×1/2"	63.5×1.65	12.7×1.65	79.4	47.6	
2 1/2"×3/4"	63.5×1.65	19.05×1.65	79.4	47.6	
2 1/2"×1"	63.5×1.65	25.4×1.65	79.4	47.6	
2 1/2"×1 1/2"	63.5×1.65	38.1×1.65	79.4	47.6	
2 1/2"×2"	63.5×1.65	50.8×1.65	79.4	47.6	
3"×1/2"	76.2×1.65	12.7×1.65	85.7	54	
3"×3/4"	76.2×1.65	19.05×1.65	85.7	54	
3"×1"	76.2×1.65	25.4×1.65	85.7	54	
3"×1 1/2"	76.2×1.65	38.1×1.65	85.7	54	
3"×2"	76.2×1.65	50.8×1.65	85.7	54	
3"×2 1/2"	76.2×1.65	63.5×1.65	85.7	54	
4"×1/2"	101.6×2.11	12.7×1.65	104.8	66.7	
4"×3/4"	101.6×2.11	25.4×1.65	104.8	66.7	
4"×1"	101.6×2.11	25.4×1.65	104.8	66.7	
4"×1 1/2"	101.6×2.11	38.1×1.65	104.8	66.7	
4"×2"	101.6×2.11	50.8×1.65	104.8	66.7	
4"×2 1/2"	101.6×2.11	63.5×1.65	104.8	66.7	
4"×3"	101.6×2.11	76.2×1.65	104.8	66.7	
6"×4"	152.4×2.8	101.6×2.11	149.2	95.3	

快装变径三通 Clamped reducing tee

NO.1204020



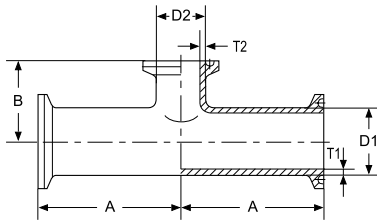
Size	D1×T1	D2×T2	A	B	kg
3/4"×1/2"	19.05×1.65	12.7×1.65	63.5	63.5	
1"×1/2"	25.4×1.65	12.7×1.65	66.7	66.7	
1"×3/4"	25.4×1.65	19.05×1.65	66.7	77.7	
1 1/2"×1/2"	38.1×1.65	12.7×1.65	73	73	
1 1/2"×3/4"	38.1×1.65	19.05×1.65	73	73	
1 1/2"×1"	38.1×1.65	25.4×1.65	73	73	
2"×1/2"	50.8×1.65	12.7×1.65	85.7	79.4	
2"×3/4"	50.8×1.65	19.05×1.65	85.7	79.4	
2"×1"	50.8×1.65	25.4×1.65	85.7	79.4	
2"×1 1/2"	50.8×1.65	38.1×1.65	85.7	79.4	
2 1/2"×1/2"	63.5×1.65	12.7×1.65	92.1	85.7	
2 1/2"×3/4"	63.5×1.65	19.05×1.65	92.1	85.7	
2 1/2"×1"	63.5×1.65	25.4×1.65	92.1	85.7	
2 1/2"×1 1/2"	63.5×1.65	38.1×1.65	92.1	85.7	
2 1/2"×2"	63.5×1.65	50.8×1.65	92.1	85.7	
3"×1/2"	76.2×1.65	12.7×1.65	98.4	92.1	
3"×3/4"	76.2×1.65	19.05×1.65	98.4	92.1	
3"×1"	76.2×1.65	25.4×1.65	98.4	92.1	
3"×1 1/2"	76.2×1.65	38.1×1.65	98.4	92.1	
3"×2"	76.2×1.65	50.8×1.65	98.4	92.1	
3"×2 1/2"	76.2×1.65	63.5×1.65	98.4	92.1	
4"×1/2"	101.6×2.11	12.7×1.65	120.7	104.8	
4"×3/4"	101.6×2.11	25.4×1.65	120.7	104.8	
4"×1"	101.6×2.11	25.4×1.65	120.7	104.8	
4"×1 1/2"	101.6×2.11	38.1×1.65	120.7	104.8	
4"×2"	101.6×2.11	50.8×1.65	120.7	111.1	
4"×2 1/2"	101.6×2.11	63.5×1.65	120.7	111.1	
4"×3"	101.6×2.11	76.2×1.65	120.7	111.1	
6"×4"	152.4×2.8	101.6×2.11	181	146.1	

BPE三通

BPE Tees

快装变径短三通 Clamped reducing short tee

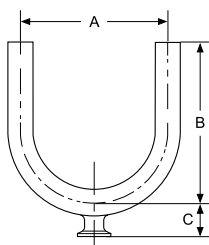
NO.1204021



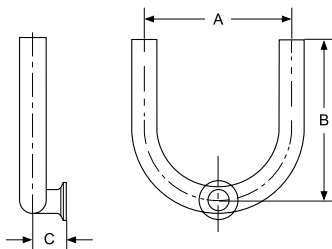
Size	D1×T1	D2×T2	A	B	kg
3/4"×1/2"	19.05×1.65	12.7×1.65	63.5	25.4	
1"×1/2"	25.4×1.65	12.7×1.65	66.7	28.6	
1"×3/4"	25.4×1.65	19.05×1.65	66.7	28.6	
1 1/2"×1/2"	38.1×1.65	12.7×1.65	73	34.9	
1 1/2"×3/4"	38.1×1.65	19.05×1.65	73	34.9	
1 1/2"×1"	38.1×1.65	25.4×1.65	73	34.9	
2"×1/2"	50.8×1.65	12.7×1.65	85.7	41.3	
2"×3/4"	50.8×1.65	19.05×1.65	85.7	41.3	
2"×1"	50.8×1.65	25.4×1.65	85.7	41.3	
2"×1 1/2"	50.8×1.65	38.1×1.65	85.7	41.3	
2 1/2"×1/2"	63.5×1.65	12.7×1.65	92.1	47.6	
2 1/2"×3/4"	63.5×1.65	19.05×1.65	92.1	47.6	
2 1/2"×1"	63.5×1.65	25.4×1.65	92.1	47.6	
2 1/2"×1 1/2"	63.5×1.65	38.1×1.65	92.1	47.6	
2 1/2"×2"	63.5×1.65	50.8×1.65	92.1	47.6	
3"×1/2"	76.2×1.65	12.7×1.65	98.4	54	
3"×3/4"	76.2×1.65	19.05×1.65	98.4	54	
3"×1"	76.2×1.65	25.4×1.65	98.4	54	
3"×1 1/2"	76.2×1.65	38.1×1.65	98.4	54	
3"×2"	76.2×1.65	50.8×1.65	98.4	54	
3"×2 1/2"	76.2×1.65	63.5×1.65	98.4	54	
4"×1/2"	101.6×2.11	12.7×1.65	120.7	66.7	
4"×3/4"	101.6×2.11	25.4×1.65	120.7	66.7	
4"×1"	101.6×2.11	25.4×1.65	120.7	66.7	
4"×1 1/2"	101.6×2.11	38.1×1.65	120.7	66.7	
4"×2"	101.6×2.11	50.8×1.65	120.7	66.7	
4"×2 1/2"	101.6×2.11	63.5×1.65	120.7	66.7	
4"×3"	101.6×2.11	76.2×1.65	120.7	66.7	
6"×4"	152.4×2.8	101.6×2.11	181	95.3	

180° U型管 180° U type elbow

NO.1204022



NO.1204023



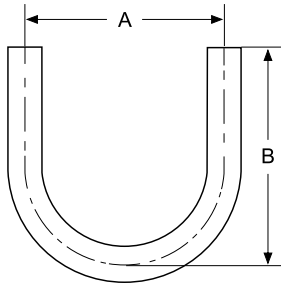
Size	A	B	C	kg
3/4"×1/2"	114.3	95.3	25.4	
1"×1/2"	114.3	95.3	28.6	
1"×3/4"	114.3	95.3	28.6	
1 1/2"×1/2"	152.4	114.3	34.9	
1 1/2"×3/4"	152.4	114.3	34.9	
1 1/2"×1"	152.4	114.3	34.9	
2"×1/2"	152.4	127	41.3	
2"×3/4"	152.4	127	41.3	
2"×1"	152.4	127	41.3	
2"×1 1/2"	152.4	127	41.3	
2 1/2"×1/2"	190.5	146.1	47.6	
2 1/2"×3/4"	190.5	146.1	47.6	
2 1/2"×1"	190.5	146.1	47.6	
2 1/2"×1 1/2"	190.5	146.1	47.6	
2 1/2"×2"	190.5	146.1	47.6	
3"×1/2"	228.6	165.1	54	
3"×3/4"	228.6	165.1	54	
3"×1"	228.6	165.1	54	
3"×1 1/2"	228.6	165.1	54	
3"×2"	228.6	165.1	54	
3"×2 1/2"	228.6	165.1	54	
4"×1/2"	304.8	215.9	66.7	
4"×3/4"	304.8	215.9	66.7	
4"×1"	304.8	215.9	66.7	
4"×1 1/2"	304.8	215.9	66.7	
4"×2"	304.8	215.9	66.7	
4"×2 1/2"	304.8	215.9	66.7	
4"×3"	304.8	215.9	66.7	

BPE U型管

BPE U type elbows

180° 焊接U型管 180° Welded U type elbow

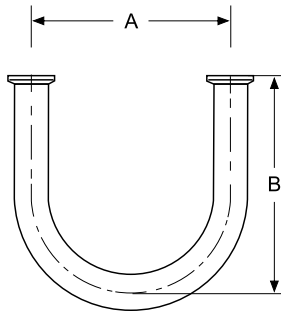
NO.1204024



Size	A	B	kg
1/4"	114.3	76.2	
1"	76.2	76.2	
1 1/2"	114.3	114.3	
2"	152.4	127.0	
2 1/2"	190.5	146.1	
3"	228.6	165.1	
4"	304.8	215.9	
6"	457.2	292.1	

180° 快装U型管 180° Clamped U type elbow

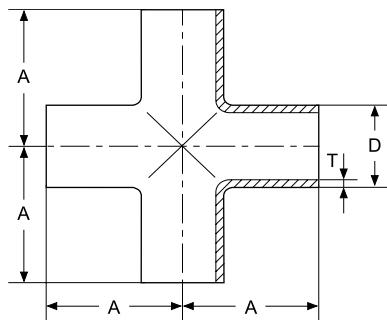
NO.1204025



Size	A	B	kg
1/4"	114.3	88.9	
1"	76.2	88.9	
1 1/2"	114.3	127.0	
2"	152.4	139.7	
2 1/2"	190.5	158.8	
3"	228.6	177.8	
4"	304.8	231.8	
6"	457.2	330.2	

焊接等径四通 Welded equal tee

NO.1204026

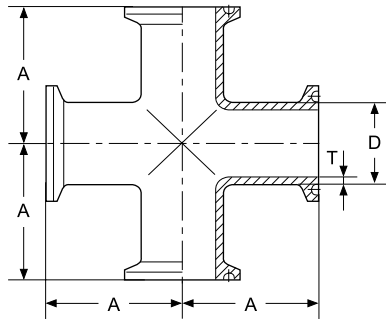


Size	D×T	A	B	kg
1/2"	12.7×1.65	47.6		
3/4"	19.05×1.65	50.8		
1"	25.4×1.65	54		
1 1/2"	38.1×1.65	60.3		
2"	50.8×1.65	73		
2 1/2"	63.5×1.65	79.4		
3"	76.2×1.65	85.7		
4"	101.6×2.11	104.8		
6"	152.4×2.8	142.9		

BPE 四通 BPE Crosses

快装等径四通 Clamped equal cross

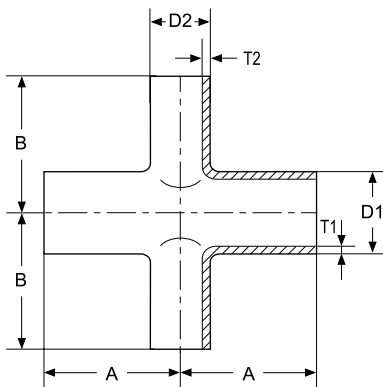
NO.1204027



Size	D×T	A	B	kg
1/2"	12.7×1.65	57.2		
3/4"	19.05×1.65	60.3		
1"	25.4×1.65	66.7		
1 1/2"	38.1×1.65	73		
2"	50.8×1.65	85.7		
2 1/2"	63.5×1.65	92.1		
3"	76.2×1.65	98.4		
4"	101.6×2.11	120.7		
6"	152.4×2.8	181		

焊接变径四通 Welded reducing cross

NO.1204028



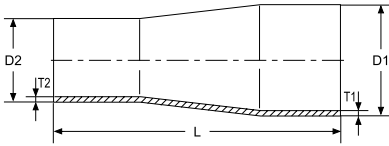
Size	D1×T1	D2×T2	A	B	kg
3/4"×1/2"	19.05×1.65	12.7×1.65	50.8	50.8	
1"×1/2"	25.4×1.65	12.7×1.65	54	54	
1"×3/4"	25.4×1.65	19.05×1.65	54	54	
1 1/2"×1/2"	38.1×1.65	12.7×1.65	60.3	60.3	
1 1/2"×3/4"	38.1×1.65	19.05×1.65	60.3	60.3	
1 1/2"×1"	38.1×1.65	25.4×1.65	60.3	60.3	
2"×1/2"	50.8×1.65	12.7×1.65	73	66.7	
2"×3/4"	50.8×1.65	19.05×1.65	73	66.7	
2"×1"	50.8×1.65	25.4×1.65	73	66.7	
2"×1 1/2"	50.8×1.65	38.1×1.65	73	66.7	
2 1/2"×1/2"	63.5×1.65	12.7×1.65	79.4	73	
2 1/2"×3/4"	63.5×1.65	19.05×1.65	79.4	73	
2 1/2"×1"	63.5×1.65	25.4×1.65	79.4	73	
2 1/2"×1 1/2"	63.5×1.65	38.1×1.65	79.4	73	
2 1/2"×2"	63.5×1.65	50.8×1.65	79.4	73	
3"×1/2"	76.2×1.65	12.7×1.65	79.4	79.4	
3"×3/4"	76.2×1.65	19.05×1.65	85.7	79.4	
3"×1"	76.2×1.65	25.4×1.65	85.7	79.4	
3"×1 1/2"	76.2×1.65	38.1×1.65	85.7	79.4	
3"×2"	76.2×1.65	50.8×1.65	85.7	79.4	
3"×2 1/2"	76.2×1.65	63.5×1.65	85.7	79.4	
4"×1/2"	101.6×2.11	12.7×1.65	85.7	92.1	
4"×3/4"	101.6×2.11	25.4×1.65	104.8	92.1	
4"×1"	101.6×2.11	25.4×1.65	104.8	92.1	
4"×1 1/2"	101.6×2.11	38.1×1.65	104.8	92.1	
4"×2"	101.6×2.11	50.8×1.65	104.8	92.1	
4"×2 1/2"	101.6×2.11	63.5×1.65	104.8	92.1	
4"×3"	101.6×2.11	76.2×1.65	104.8	92.1	
6"×4"	152.4×2.8	101.6×2.11	104.8	92.1	

BPE 大小头

BPE Reducer

焊接同心大小头 Welded concentric reducer

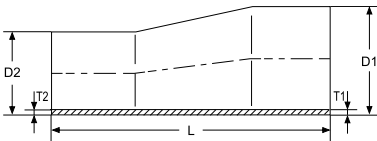
NO.1204029



Size	D1×T1	D2×T2	L	B	kg
3/4"×1/2"	19.05×1.65	12.7×1.65	101.6		
1"×1/2"	25.4×1.65	12.7×1.65	114.3		
1"×3/4"	25.4×1.65	19.05×1.65	114.3		
1 1/2"×1/2"	38.1×1.65	12.7×1.65	139.7		
1 1/2"×3/4"	38.1×1.65	19.05×1.65	127		
1 1/2"×1"	38.1×1.65	25.4×1.65	127		
2"×1/2"	50.8×1.65	12.7×1.65	196.9		
2"×3/4"	50.8×1.65	19.05×1.65	184.2		
2"×1"	50.8×1.65	25.4×1.65	184.2		
2"×1 1/2"	50.8×1.65	38.1×1.65	133.4		
2 1/2"×1/2"	63.5×1.65	12.7×1.65	247.7		
2 1/2"×3/4"	63.5×1.65	19.05×1.65	235		
2 1/2"×1"	63.5×1.65	25.4×1.65	235		
2 1/2"×1 1/2"	63.5×1.65	38.1×1.65	184.2		
2 1/2"×2"	63.5×1.65	50.8×1.65	139.7		
3"×1"	76.2×1.65	25.4×1.65	285.8		
3"×1 1/2"	76.2×1.65	38.1×1.65	235		
3"×2"	76.2×1.65	50.8×1.65	190.5		
3"×2 1/2"	76.2×1.65	63.5×1.65	139.7		
4"×1"	76.2×1.65	25.4×1.65	393.7		
4"×1 1/2"	76.2×1.65	38.1×1.65	342.9		
4"×2"	101.6×2.11	50.8×1.65	298.5		
4"×2 1/2"	101.6×2.11	63.5×1.65	247.7		
4"×3"	101.6×2.11	76.2×1.65	196.9		
6"×4"	152.4×2.8	101.6×2.11	254		

焊接偏心大小头 Welded eccentric reducer

NO.1204030

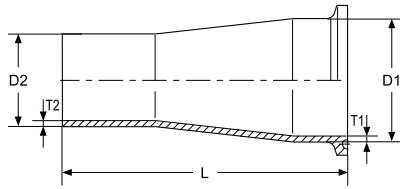


Size	D1×T1	D2×T2	L	B	kg
3/4"×1/2"	19.05×1.65	12.7×1.65	101.6		
1"×1/2"	25.4×1.65	12.7×1.65	114.3		
1"×3/4"	25.4×1.65	19.05×1.65	114.3		
1 1/2"×1/2"	38.1×1.65	12.7×1.65	139.7		
1 1/2"×3/4"	38.1×1.65	19.05×1.65	127		
1 1/2"×1"	38.1×1.65	25.4×1.65	127		
2"×1/2"	50.8×1.65	12.7×1.65	196.9		
2"×3/4"	50.8×1.65	19.05×1.65	184.2		
2"×1"	50.8×1.65	25.4×1.65	184.2		
2"×1 1/2"	50.8×1.65	38.1×1.65	133.4		
2 1/2"×1/2"	63.5×1.65	12.7×1.65	247.7		
2 1/2"×3/4"	63.5×1.65	19.05×1.65	235		
2 1/2"×1"	63.5×1.65	25.4×1.65	235		
2 1/2"×1 1/2"	63.5×1.65	38.1×1.65	184.2		
2 1/2"×2"	63.5×1.65	50.8×1.65	139.7		
3"×1"	76.2×1.65	25.4×1.65	285.8		
3"×1 1/2"	76.2×1.65	38.1×1.65	235		
3"×2"	76.2×1.65	50.8×1.65	190.5		
3"×2 1/2"	76.2×1.65	63.5×1.65	139.7		
4"×1"	101.6×2.11	25.4×1.65	393.7		
4"×1 1/2"	101.6×2.11	38.1×1.65	342.9		
4"×2"	101.6×2.11	50.8×1.65	298.5		
4"×2 1/2"	101.6×2.11	63.5×1.65	247.7		
4"×3"	101.6×2.11	76.2×1.65	196.9		
6"×4"	152.8×2.8	101.6×2.11	254		

BPE 大小头 BPE Reducer

焊接/快装同心大小头 Welded/Clamped concentric reducer

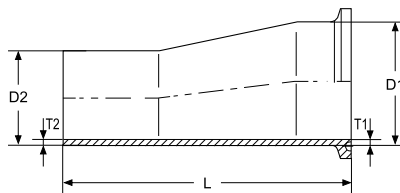
NO.1204031



Size	D1×T1	D2×T2	L	B	kg
3/4"×1/2"	19.05×1.65	12.7×1.65	76.2		
1"×1/2"	25.4×1.65	12.7×1.65	88.9		
1"×3/4"	25.4×1.65	19.05×1.65	76.2		
1 1/2"×1/2"	38.1×1.65	12.7×1.65	114.3		
1 1/2"×3/4"	38.1×1.65	19.05×1.65	101.6		
1 1/2"×1"	38.1×1.65	25.4×1.65	101.6		
2"×1/2"	50.8×1.65	12.7×1.65	165.1		
2"×3/4"	50.8×1.65	19.05×1.65	152.4		
2"×1"	50.8×1.65	25.4×1.65	152.4		
2"×1 1/2"	50.8×1.65	38.1×1.65	101.6		
2 1/2"×1/2"	63.5×1.65	12.7×1.65	215.9		
2 1/2"×3/4"	63.5×1.65	19.05×1.65	203.2		
2 1/2"×1"	63.5×1.65	25.4×1.65	203.2		
2 1/2"×1 1/2"	63.5×1.65	38.1×1.65	152.4		
2 1/2"×2"	63.5×1.65	50.8×1.65	108		
3"×1"	76.2×1.65	25.4×1.65	254		
3"×1 1/2"	76.2×1.65	38.1×1.65	203.4		
3"×2"	76.2×1.65	50.8×1.65	158.8		
3"×2 1/2"	76.2×1.65	63.5×1.65	108		
4"×1"	101.6×2.11	25.4×1.65	358.8		
4"×1 1/2"	101.6×2.11	38.1×1.65	308		
4"×2"	101.6×2.11	50.8×1.65	263.5		
4"×2 1/2"	101.6×2.11	63.5×1.65	212.7		
4"×3"	101.6×2.11	76.2×1.65	161.9		
6"×4"	152.4×2.8	101.6×2.11	228.6		

焊接/快装偏心大小头 Welded/Clamped eccentric reducer

NO.1204032



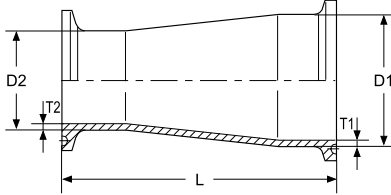
Size	D1×T1	D2×T2	L	B	kg
3/4"×1/2"	19.05×1.65	12.7×1.65	76.2		
1"×1/2"	25.4×1.65	12.7×1.65	88.9		
1"×3/4"	25.4×1.65	19.05×1.65	76.2		
1 1/2"×1/2"	38.1×1.65	12.7×1.65	114.3		
1 1/2"×3/4"	38.1×1.65	19.05×1.65	101.6		
1 1/2"×1"	38.1×1.65	25.4×1.65	101.6		
2"×1/2"	50.8×1.65	12.7×1.65	165.1		
2"×3/4"	50.8×1.65	19.05×1.65	152.4		
2"×1"	50.8×1.65	25.4×1.65	152.4		
2"×1 1/2"	50.8×1.65	38.1×1.65	101.6		
2 1/2"×1/2"	63.5×1.65	12.7×1.65	215.9		
2 1/2"×3/4"	63.5×1.65	19.05×1.65	203.2		
2 1/2"×1"	63.5×1.65	25.4×1.65	203.2		
2 1/2"×1 1/2"	63.5×1.65	38.1×1.65	152.4		
2 1/2"×2"	63.5×1.65	50.8×1.65	108		
3"×1"	76.2×1.65	25.4×1.65	254		
3"×1 1/2"	76.2×1.65	38.1×1.65	203.4		
3"×2"	76.2×1.65	50.8×1.65	158.8		
3"×2 1/2"	76.2×1.65	63.5×1.65	108		
4"×1"	101.6×2.11	25.4×1.65	358.8		
4"×1 1/2"	101.6×2.11	38.1×1.65	308		
4"×2"	101.6×2.11	50.8×1.65	263.5		
4"×2 1/2"	101.6×2.11	63.5×1.65	212.7		
4"×3"	101.6×2.11	76.2×1.65	161.9		
6"×4"	152.4×2.8	101.6×2.11	228.6		

BPE 大小头

BPE Reducer

快装同心大小头 Clamped concentric reducer

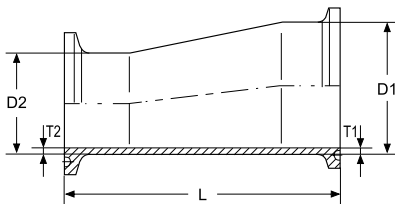
NO.1204033



Size	D1×T1	D2×T2	L	B	kg
3/4"×1/2"	19.05×1.65	12.7×1.65	50.8		
1"×1/2"	25.4×1.65	12.7×1.65	63.5		
1"×3/4"	25.4×1.65	19.05×1.65	50.8		
1 1/2"×1/2"	38.1×1.65	12.7×1.65	88.9		
1 1/2"×3/4"	38.1×1.65	19.05×1.65	76.2		
1 1/2"×1"	38.1×1.65	25.4×1.65	76.2		
2"×1/2"	50.8×1.65	12.7×1.65	139.7		
2"×3/4"	50.8×1.65	19.05×1.65	127		
2"×1"	50.8×1.65	25.4×1.65	127		
2"×1 1/2"	50.8×1.65	38.1×1.65	76.2		
2 1/2"×1/2"	63.5×1.65	12.7×1.65	190.5		
2 1/2"×3/4"	63.5×1.65	19.05×1.65	177.8		
2 1/2"×1"	63.5×1.65	25.4×1.65	177.8		
2 1/2"×1 1/2"	63.5×1.65	38.1×1.65	127		
2 1/2"×2"	63.5×1.65	50.8×1.65	76.2		
3"×1"	76.2×1.65	25.4×1.65	228.6		
3"×1 1/2"	76.2×1.65	38.1×1.65	177.8		
3"×2"	76.2×1.65	50.8×1.65	127		
3"×2 1/2"	76.2×1.65	63.5×1.65	76.2		
4"×1"	101.6×2.11	25.4×1.65	333.4		
4"×1 1/2"	101.6×2.11	38.1×1.65	282.6		
4"×2"	101.6×2.11	50.8×1.65	231.8		
4"×2 1/2"	101.6×2.11	63.5×1.65	181		
4"×3"	101.6×2.11	76.2×1.65	130.2		
6"×3"	152.4×2.8	76.2×1.65	190.5		
6"×4"	152.4×2.8	101.6×2.11	193.7		

快装偏心大小头 Clamped eccentric reducer

NO.1204034

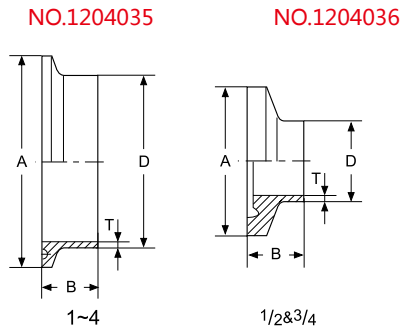


Size	D1×T1	D2×T2	L	B	kg
3/4"×1/2"	19.05×1.65	12.7×1.65	50.8		
1"×1/2"	25.4×1.65	12.7×1.65	63.5		
1"×3/4"	25.4×1.65	19.05×1.65	50.8		
1 1/2"×1/2"	38.1×1.65	12.7×1.65	88.9		
1 1/2"×3/4"	38.1×1.65	19.05×1.65	76.2		
1 1/2"×1"	38.1×1.65	25.4×1.65	76.2		
2"×1/2"	50.8×1.65	12.7×1.65	139.7		
2"×3/4"	50.8×1.65	19.05×1.65	127		
2"×1"	50.8×1.65	25.4×1.65	127		
2"×1 1/2"	50.8×1.65	38.1×1.65	76.2		
2 1/2"×1/2"	63.5×1.65	12.7×1.65	190.5		
2 1/2"×3/4"	63.5×1.65	19.05×1.65	177.8		
2 1/2"×1"	63.5×1.65	25.4×1.65	177.8		
2 1/2"×1 1/2"	63.5×1.65	38.1×1.65	127		
2 1/2"×2"	63.5×1.65	50.8×1.65	76.2		
3"×1"	76.2×1.65	25.4×1.65	228.6		
3"×1 1/2"	76.2×1.65	38.1×1.65	177.8		
3"×2"	76.2×1.65	50.8×1.65	127		
3"×2 1/2"	76.2×1.65	63.5×1.65	76.2		
4"×1"	101.6×2.11	25.4×1.65	333.4		
4"×1 1/2"	101.6×2.11	38.1×1.65	282.6		
4"×2"	101.6×2.11	50.8×1.65	231.8		
4"×2 1/2"	101.6×2.11	63.5×1.65	181		
4"×3"	101.6×2.11	76.2×1.65	130.2		
6"×3"	152.4×2.8	76.2×1.65	190.5		
6"×4"	152.4×2.8	101.6×2.11	193.7		

BPE卡箍接头及其他配件

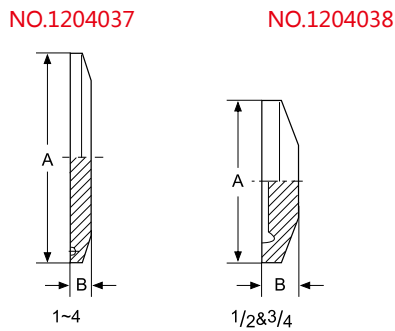
BPE clamp, ferrule and accessories

快装接头(短型) Clamped ferrule(short type)



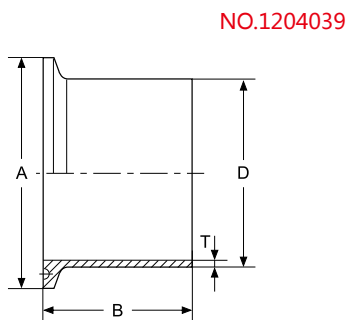
Size	D×T	A	B	kg
1/2"	12.7×1.65	25.4	12.7	
3/4"	19.05×1.65	25.4	12.7	
1"	25.4×1.65	50.4	12.7	
1 1/2"	38.1×1.65	50.4	12.7	
2"	50.8×1.65	63.9	12.7	
2 1/2"	63.5×1.65	77.4	12.7	
3"	76.2×1.65	90.9	12.7	
4"	101.6×2.11	119.1	15.9	
6"	152.4×2.8	166.7	19.1	

快装盲板 Clamped blind cap



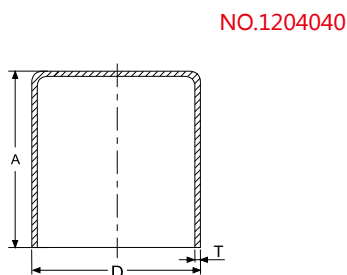
Size	D×T	A	B	kg
1/2"		25.4	4.7	
3/4"		25.4	4.7	
1"		50.4	6.4	
1 1/2"		50.4	6.4	
2"		63.9	6.4	
2 1/2"		77.4	6.4	
3"		90.9	6.4	
4"		119.1	7.9	
6"		166.8	11	

快装接头(长型) Clamped ferrule(long type)



Size	D×T	A	B	kg
1/2"	12.7×1.65	25.4	44.5	
3/4"	19.05×1.65	25.4	44.5	
1"	25.4×1.65	50.4	44.5	
1 1/2"	38.1×1.65	50.4	44.5	
2"	50.8×1.65	63.9	57.2	
2 1/2"	63.5×1.65	77.4	57.2	
3"	76.2×1.65	90.9	57.2	
4"	101.6×2.11	119.1	57.2	
6"	152.4×2.8	166.7	76.2	

焊接封盖 Welded cover



Size	D×T	A	B	kg
1/2"	12.7×1.65	38.1		
3/4"	19.05×1.65	38.1		
1"	25.4×1.65	38.1		
1 1/2"	38.1×1.65	38.1		
2"	50.8×1.65	38.1		
2 1/2"	63.5×1.65	38.1		
3"	76.2×1.65	44.5		
4"	101.6×2.11	50.8		
6"	152.4×2.8	63.5		

SMS 系列

SMS Fittings

此部分安装材料根据 SMS 管尺寸制造



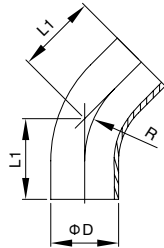
订购信息表

SMS 焊接管件 SMS Welded pipe fittings	pages 119-120
SMS 外螺式管件 SMS Male type pipe fittings	pages 121

SMS焊接管件 SMS Welded pipe fittings

45° 焊接长弯头 45° Welded long elbow

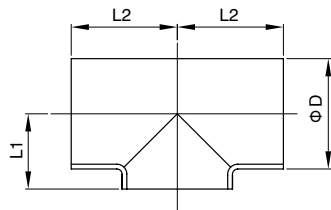
NO.1205001



Size	L1	D	R	T	T	Kg
25	42.5	25.4	38.7	1.5	1.25	
38	56.8	38.1	57.2	1.5	1.25	
51	68.6	50.8	76.2	1.5	1.25	
63.5	78.4	63.5	95.2	2.0	1.5	
76	85.2	76.2	114.3	2.0	1.6	
101.6	103.0	101.6	152.4	2.0	2.0	

焊接短三通 Welded short tee

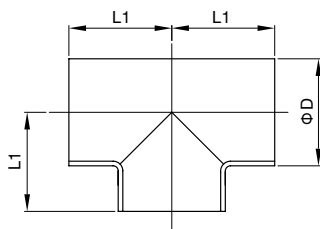
NO.1205002



Size	L1	L2	D	T	T	kg
25	15.0	55.0	25.4	1.5	1.25	
38	21.5	70.0	38.1	1.5	1.25	
51	29.0	82.0	50.8	1.5	1.25	
63.5	36.0	105.0	63.5	2.0	1.5	
76	43.0	110.0	76.2	2.0	1.6	
101.6	57.0	150.0	101.6	2.0	2.0	

焊接等径长三通 Welded equal long tee

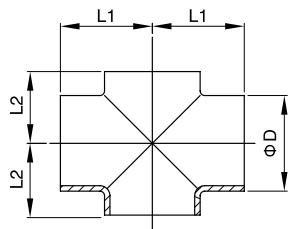
NO.1205003



Size	L1	D	T	T	kg
25	55.0	25.4	1.5	1.25	
38	70.0	38.1	1.5	1.25	
51	82.0	50.8	1.5	1.25	
63.5	105.0	63.5	2.0	1.5	
76	110.0	76.2	2.0	1.6	
101.6	150.0	101.6	2.0	2.0	

焊接四通 Welded cross

NO.1205004



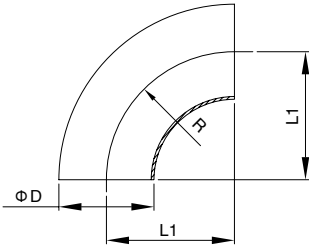
Size	L1	L2	D	T	T	kg
25	55.0	15.0	25.4	1.5	1.25	
38	70.0	21.5	38.1	1.5	1.25	
51	82.0	29.0	50.8	1.5	1.25	
63.5	105.0	36.0	63.5	2.0	1.5	
76	110.0	43.0	76.2	2.0	1.6	
101.6	150.0	57.0	101.6	2.0	2.0	

SMS焊接管件

SMS Welded pipe fittings

90° 焊接短弯头 90° Welded short elbow

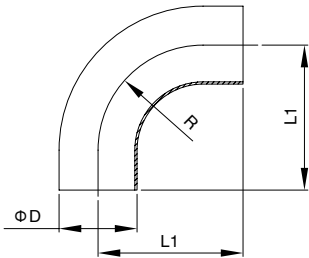
NO.1205005



Size	L1	D	R	T	T	kg
25	38.1	25.4	38.1	1.5	1.25	
38	57.1	31.8	47.7	1.5	1.25	
51	76.2	38.1	57.1	1.5	1.25	
63.5	95.2	50.8	76.2	1.5	1.5	
76	114.3	63.5	95.2	2.0	1.6	
101.6	152.1	101.6	152.4	2.0	2.0	

90° 焊接长弯头 90° Welded long elbow

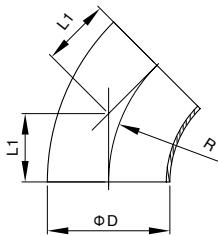
NO.1205006



Size	L1	D	R	T	T	kg
25	55	25.4	32.0	1.5	1.25	
38	70	38.1	45.0	1.5	1.25	
51	82	50.8	58.0	1.5	1.25	
63.5	105	63.5	70.0	2.0	1.5	
76	110	76.2	76.0	2.0	1.6	
101.6	150	101.6	110.0	2.0	2.0	

45° 焊接短弯头 45° Welded short elbow

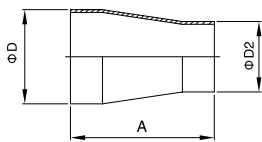
NO.1205007



Size	L1	D	R	T	T	kg
25	15.5	25.4	38.1	1.5	1.25	
38	23.6	38.1	57.2	1.5	1.25	
51	31.6	50.8	76.2	1.5	1.25	
63.5	39.5	63.5	95.3	2.0	1.5	
76	47.2	76.2	114.3	2.0	1.6	
101.6	63	101.6	152.4	2.0	2.0	

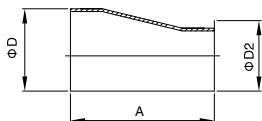
焊接大小头 Welded reducer

NO.1205008



同心 Concentric

NO.1205009



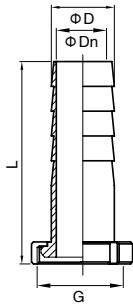
偏心 Eccentric

Size	A	A1	D	D2	kg
38/25	39.0	46.0	38.1	25.4	
51/25	57.0	68.0	50.8	25.4	
51/38	39.0	47.0	50.8	38.1	
63.5/25	57.0	100.0	63.5	25.4	
63.5/38	57.0	70.0	63.5	38.1	
63.5/51	39.0	44.0	63.5	50.8	
76/25	74.0	92.0	76.2	25.4	
76/38	74.0	92.0	76.2	38.1	
76/51	57.0	68.0	76.2	50.8	
76/63.5	39.0	47.0	76.2	63.5	
101.6/51	95.0	117.0	101.6	50.8	
101.6/63.5	78.0	94.0	101.6	63.5	
101.6/76	60.0	74.0	101.6	76.2	

SMS外螺式管件 SMS Male type pipe fittings

外螺式软管接头 Male type hose bard adapter

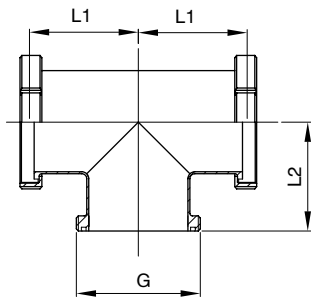
NO.1205010



Size	L	D	Dn	G	kg
25	72	25.4	20	RD40×1/6	
32	77	31.8	27	RD48×1/6	
38	82	38.1	33	RD60×1/6	
51	87	50.8	46	RD70×1/6	
63.5	98	63.5	57.5	RD85×1/6	
76	103	76.2	70	RD98×1/6	
101.6 小	115	101.6	96	RD125×1/6	
101.6 大	115	101.6	96	RD132×1/6	

外螺式三通 Male type tee

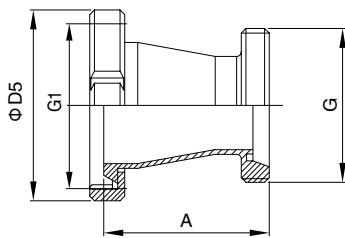
NO.1205011



Size	L1	L2	G	T	kg
25	67	73	RD40x1/6	1.5	
38	82	93	RD60x1/6	1.5	
51	94	103	RD70x1/6	1.5	
63.5	108	129	RD85x1/6	2.0	
76	123	136	RD98x1/6	2.0	
101.6 小	165	177	RD125x1/6	2.0	
101.6 大	165	178	RD132x1/6	2.0	

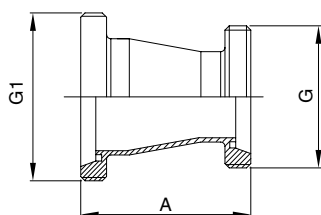
外螺式大小头 Male type reducer

NO.1205012



(单螺纹单螺母 Threaded/nut)

NO.1205013



(螺纹式 Threaded)

Size	A	G	G1	D5	A1	kg
38/25	69	RD40×1/6	RD60×1/6	72	77	
51/25	87	RD40×1/6	RD70×1/6	82	96	
51/38	71	RD60×1/6	RD70×1/6	82	70	
63.5/25	105	RD40×1/6	RD85×1/6	98	114	
63.5/38	90	RD60×1/6	RD85×1/6	98	101	
63.5/51	73	RD70×1/6	RD85×1/6	98	82	
76/25	105	RD40×1/6	RD98×1/6	114	116	
76/38	107	RD60×1/6	RD98×1/6	114	118	
76/51	91	RD70×1/6	RD98×1/6	114	100	
76/63.5	74	RD85×1/6	RD98×1/6	114	85	
101.6/51	131	RD70×1/6	RD132×1/6	150	144	
101.6/63.5	115	RD85×1/6	RD132×1/6	150	128	
101.6/76	99	RD98×1/6	RD132×1/6	150	112	

BS 4825 系列

BS 4825 Fittings

此部分安装材料根据 BS 4825 管尺寸制造



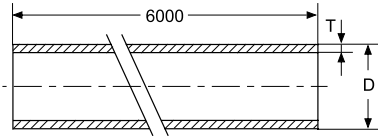
订购信息表

BS4825 管件 BS4825 pipe fittings	pages 123-127
BS/RJT 活接及其他配件 BS/RJT union and accessories	pages 128-130

BS4825管件 BS4825 pipe fittings

3A管道外径及壁厚 3A pipeline OD x t

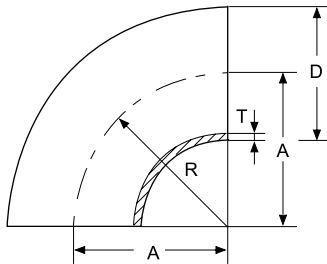
NO.1206001



Size	DxT	A	B	R	kg
1"	25.4×1.6				
1 1/2"	38.1×1.6				
2"	50.8×1.6				
2 1/2"	63.5×1.6				
3"	76.2×1.6				
4"	101.6×2.0				

90° 焊接短弯头(R=1.5D) 90° Welded short elbow(R=1.5D)

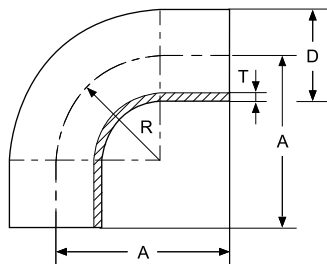
NO.1206002



Size	DxT	A	B	R	kg
1"	25.4×1.6	43.5		38.1	
1 1/2"	38.1×1.6	63.5		57.2	
2"	50.8×1.6	88.5		76.2	
2 1/2"	63.5×1.6	113.5		95.3	
3"	76.2×1.6	133.5		114.3	
4"	101.6×2.0	173.5		152.4	

90° 焊接长弯头(R=1.5D) 90° Welded long elbow(R=1.5D)

NO.1206003

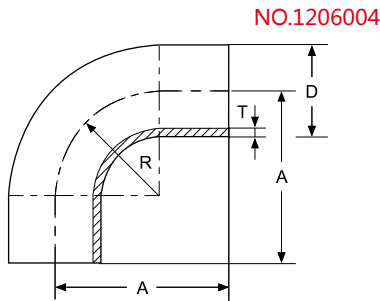


Size	DxT	A	B	R	kg
1"	25.4×1.6	65		38.1	
1 1/2"	38.1×1.6	85		57.2	
2"	50.8×1.6	110		76.2	
2 1/2"	63.5×1.6	135		95.3	
3"	76.1×1.6	155		114.3	
4"	101.6×2.0	195		152.4	

BS 4825 系列管件

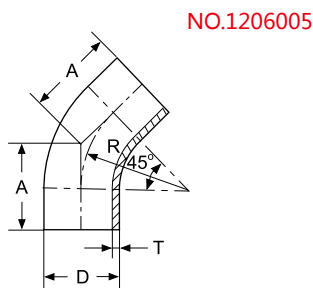
BS 4825 Fittings Series

90° 焊接长弯头(R=2.0D) 90° Welded long elbow(R=2.0D)



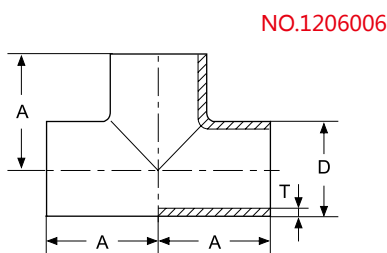
Size	DxT	A	B	R	kg
1"	25.4×1.6	66.7		44.5	
1 1/2"	38.1×1.6	111.1		76.2	
2"	50.8×1.6	133.4		101.6	
2 1/2"	63.5×1.6	152.4		114.3	
3"	76.1×1.6	177.8		139.7	
4"	101.6×2.0	177.8		152.4	

45° 焊接长弯头(R=1.5D) 45° Welded long elbow(R=1.5D)



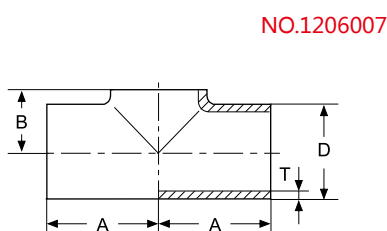
Size	DxT	A	B	R	kg
1"	25.4×1.6	30.2		38.1	
1 1/2"	38.1×1.6	41.3		57.2	
2"	50.8×1.6	58.7		76.2	
2 1/2"	63.5×1.6	76.2		95.3	
3"	76.2×1.6	93.7		114.3	
4"	101.6×2.0	122.2		152.4	

焊接短三通 Welded short tee



Size	DxT	A	B	C	kg
1"	25.4×1.6	43.5			
1 1/2"	38.1×1.6	63.5			
2"	50.8×1.6	88.5			
2 1/2"	63.5×1.6	113.5			
3"	76.1×1.6	133.5			
4"	101.6×2.0	173.5			

焊接平口短三通 Welded pulled short te

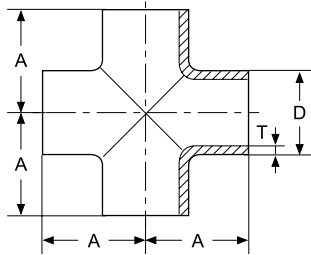


Size	DxT	A	B	C	kg
1"	25.4×1.6	43.5	14.3		
1 1/2"	38.1×1.6	63.5	22.2		
2"	50.8×1.6	88.5	28.6		
2 1/2"	63.5×1.6	113.5	34.9		
3"	76.1×1.6	133.5	41.3		
4"	101.6×2.0	173.5	54		

BS4825管件 BS4825 pipe fittings

焊接等径四通 Welded equal cross

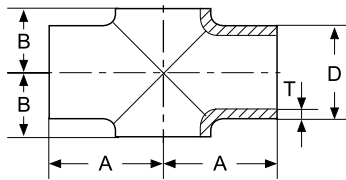
NO.1206008



Size	DxT	A	B	C	kg
1"	25.4×1.6	43.5			
1 1/2"	38.1×1.6	63.5			
2"	50.8×1.6	88.5			
2 1/2"	63.5×1.6	113.5			
3"	76.1×1.6	133.5			
4"	101.6×2.0	173.5			

焊接平口短四通 Welded pulled short cross

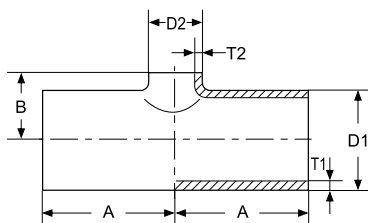
NO.1206009



Size	DxT	A	B	C	kg
1"	25.4×1.6	43.5	14.3		
1 1/2"	38.1×1.6	63.5	22.2		
2"	50.8×1.6	88.5	28.6		
2 1/2"	63.5×1.6	113.5	34.9		
3"	76.1×1.6	133.5	41.3		
4"	101.6×2.0	173.5	54		

焊接变径三通 Welded reducing tee

NO.1206010



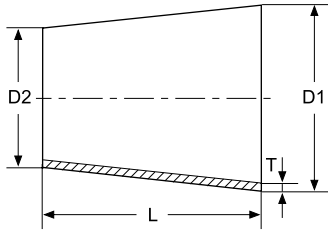
Size	D1×T1	D2×T2	A	B	C	kg
1 1/2"×1"	38.1×1.6	25.4×1.6	63.5	22.2		
2"×1 1/2"	50.8×1.6	38.1×1.6	88.5	28.6		
2"×1"	50.8×1.6	25.4×1.6	88.5	28.6		
2 1/2"×2"	63.5×1.6	50.8×1.6	113.5	34.9		
2 1/2"×1 1/2"	63.5×1.6	38.1×1.6	113.5	34.9		
2 1/2"×1"	63.5×1.6	25.4×1.6	113.5	34.9		
3"×2 1/2"	76.2×1.6	63.5×1.6	113.5	41.3		
3"×2"	76.2×1.6	50.8×1.6	113.5	41.3		
3"×1 1/2"	76.2×1.6	38.1×1.6	113.5	41.3		
4"×3"	101.6×2.0	76.1×1.6	173.5	54		
4"×2 1/2"	101.6×2.0	63.5×1.6	173.5	54		
4"×2"	101.6×2.0	50.8×1.6	173.5	54		

BS 4825 系列管件

BS 4825 Fittings Series

焊接同心大小头 Welded concentric reducer

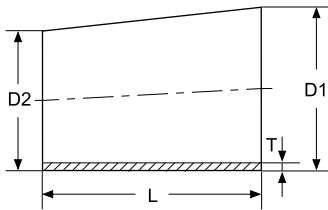
NO.1206011



Size	D1×D2×T	L	B	C	kg
1 1/2"×1"	38.1×25.4×1.6	28			
2"×1 1/2"	50.8×38.1×1.6	31			
2"×1"	50.8×38.1×1.6	49			
2 1/2"×2"	63.5×50.8×1.6	41			
2 1/2"×1 1/2"	63.5×38.1×1.6	48			
2 1/2"×1"	63.5×25.4×1.6	76			
3"×2 1/2"	76.2×63.5×1.6	40			
3"×2"	76.2×50.8×1.6	50			
3"×1 1/2"	76.2×38.1×1.6	74			
4"×3"	101.6×76.1×2.0	51			
4"×2 1/2"	101.6×63.5×2.0	75			
4"×2"	101.6×50.8×2.0	100			

焊接偏心大小头 Welded eccentric reducer

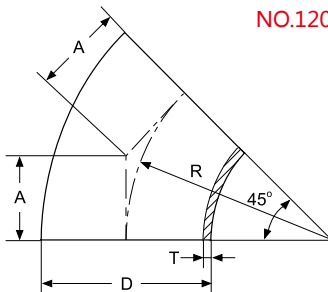
NO.1206012



Size	D1×D2×T	L	B	C	kg
1 1/2"×1"	38.1×25.4×1.6	29			
2"×1 1/2"	50.8×38.1×1.6	39			
2"×1"	50.8×38.1×1.6	48			
2 1/2"×2"	63.5×50.8×1.6	44			
2 1/2"×1 1/2"	63.5×38.1×1.6	47			
2 1/2"×1"	63.5×25.4×1.6	73			
3"×2 1/2"	76.2×63.5×1.6	36			
3"×2"	76.2×50.8×1.6	46			
3"×1 1/2"	76.2×38.1×1.6	70			
4"×3"	101.6×76.1×2.0	78			
4"×2 1/2"	101.6×63.5×2.0	69			
4"×2"	101.6×50.8×2.0	91			

45° 焊式短弯头

NO.1206013



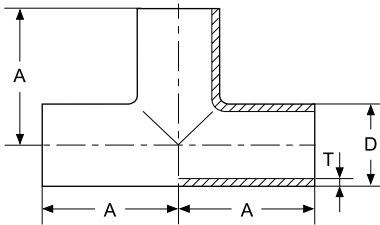
Size	D×T	A	B	C	kg
1"	25.4×1.6	15.8			
1 1/2"	38.1×1.6	23.7			
2"	50.8×1.6	31.6			
2 1/2"	63.5×1.6	39.5			
3"	76.2×1.6	47.5			
4"	101.6×2.0	63.1			

BS 4825 系列管件

BS 4825 Fittings Series

焊接长三通 Welded long tee

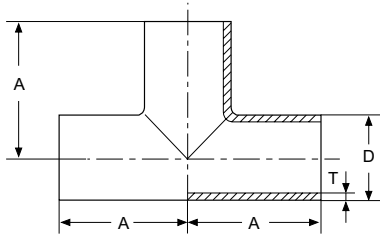
NO.1206014



Size	DxT	A	B	C	kg
1"	25.4×1.6	65			
1 1/2"	38.1×1.6	85			
2"	50.8×1.6	110			
2 1/2"	63.5×1.6	135			
3"	76.2×1.6	155			
4"	101.6×2.0	195			

焊接长三通 Welded long tee

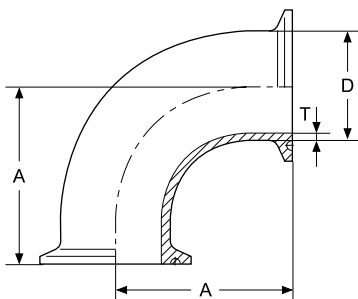
NO.1206015



Size	DxT	A	B	C	kg
1"	25.4×1.6	54			
1 1/2"	38.1×1.6	60.3			
2"	50.8×1.6	73			
2 1/2"	63.5×1.6	79.4			
3"	76.2×1.6	85.7			
4"	101.6×2.0	104.8			

90° 快装弯头 90° Clamped elbow

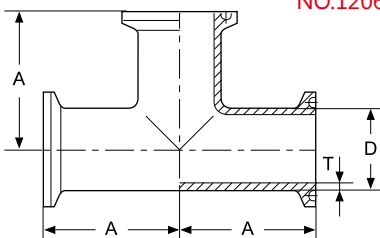
NO.1206016



Size	DxT	A	B	C	kg
1"	25.4×1.6	65			
1 1/2"	38.1×1.6	85			
2"	50.8×1.6	110			
2 1/2"	63.5×1.6	135			
3"	76.2×1.6	155			
4"	101.6×2.0	195			

快装等径三通 Clamped equal tee

NO.1206017

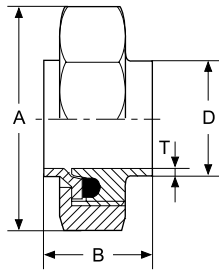


Size	DxT	A	B	C	kg
1/2"	12.7×1.2	57.2			
3/4"	19.05×1.2	60.3			
1"	25.4×1.6	66.7			
1 1/2"	38.1×1.6	73			
2"	50.8×1.6	85.7			
2 1/2"	63.5×1.6	92.1			
3"	76.2×1.6	98.4			
4"	101.6×2.0	120.7			

BS/RJT活接及其他配件

BS/RJT union and accessories

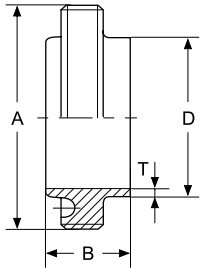
RJT活接组件 RJT union assembly



NO.1206018

Size	DxT	A	B	C	kg
1"	25.8×1.8	58.89	30.2		
1 1/2"	38.5×1.8	75.1	30.2		
2"	51.2×1.8	91.2	30.2		
2 1/2"	63.9×1.8	106.2	30.2		
3"	76.6×1.8	121.24	30.2		
4"	102×2.2	150.1	42.8		

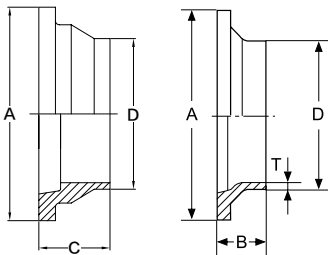
螺纹接头 Male



NO.1206019

Size	DxT	A	B		kg
1"	25.8×1.8	45.7×8TWHIT	21.5	27	
1 1/2"	38.5×1.8	58.4×8TWHIT	21.5	27	
2"	51.2×1.8	72.7×6TWHIT	21.5	27	
2 1/2"	63.9×1.8	85.4×6TWHIT	21.5	27	
3"	76.6×1.8	98.1×6TWHIT	21.5	27	
4"	102×2.2	123.8×6TWHIT	21.5	27	

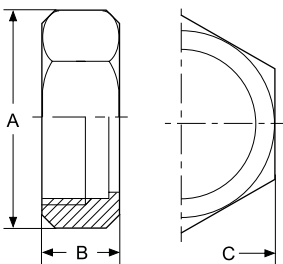
平接头 Liner



NO.1206020

Size	DxT	A	B	C	kg
1"	25.8×1.8	41.3	12.7	19.5	
1 1/2"	38.5×1.8	54	12.7	19.5	
2"	51.2×1.8	66.7	12.7	19.5	
2 1/2"	63.9×1.8	79.4	12.7	19.5	
3"	76.6×1.8	92.1	12.7	19.5	
4"	102×2.2	117.5	12.7	19.5	

六角螺母 Hexagonal nut

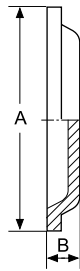


NO.1206021

Size	DxT	A	B	C	kg
1"		58.89	22	51	
1 1/2"		75.1	22	65	
2"		91.2	22	79	
2 1/2"		106.2	22	92	
3"		121.24	22	105	
4"		150.1	22	130	

BS/RJT活接及其他配件 BS/RJT union and accessories

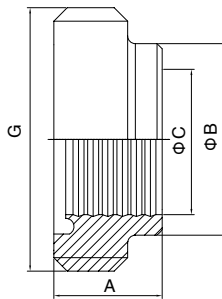
盲板 Blind cap



NO.1206022

Size	DxT	A	B	C	kg
1"		41.3	8.7		
1 1/2"		54	8.7		
2"		66.7	8.7		
2 1/2"		79.4	8.7		
3"		92.1	8.7		
4"		117.8	8.7		

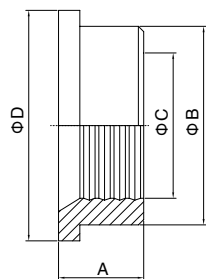
长型螺纹接头 Long male



NO.1206023

Size	A	G	B	C	kg
1"	20	45.72×8TPI WHIT	32.5	25.6	
1 1/2"	24	58.42×8TPI WHIT	45.2	38.3	
2"	28	72.72×8TPI WHIT	57.9	51.2	
2 1/2"	32	85.42×6TPI WHIT	70.6	63.8	
3"	32	98.12×6TPI WHIT	83.3	76.5	
4"	32	123.52×6TPI WHIT	108.7	101.9	

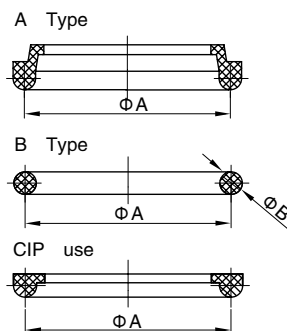
膨胀平接头 Expanded liner



NO.1206024

Size	A	D	B	C	kg
1"	20	41.3	32.5	25.6	
1 1/2"	24	54.0	45.2	38.3	
2"	28	66.7	57.9	51.2	
2 1/2"	32	79.4	70.6	63.8	
3"	32	92.1	83.3	76.5	
4"	32	117.5	108.7	101.9	

活接密封圈 Gasket for union



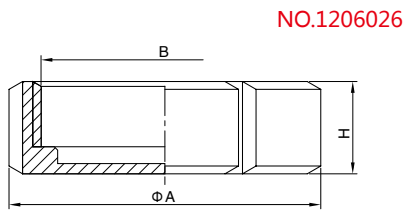
NO.1206025

Size	A	B		kg
1.0"	33.3	6.6		
1 1/2"	46	6.6		
2.0"	58.7	6.6		
2 1/2"	71.4	6.6		
3.0"	84.1	6.6		
3 1/2"	109.5	6.6		

BS/RJT活接及其他配件

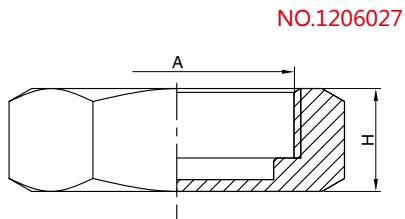
BS/RJT union and accessories

盲螺母 Blind nut



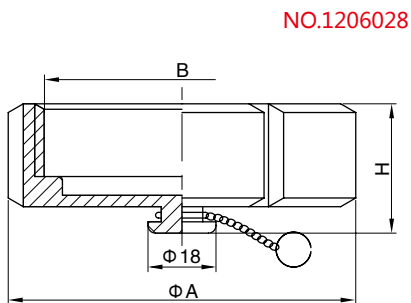
Size	A	B	H	kg
1.0"	58.5	42.266×8TPI WHIT	22.2	
1 1/2"	74	54.966×8TPI WHIT	22.2	
2.0"	85.5	67.920×6TPI WHIT	22.2	
2 1/2"	98.5	80.620×6TPI WHIT	22.2	
3.0"	111.6	93.320×6TPI WHIT	22.2	
4.0"	138	118.720×6TPI WHIT	22.2	

六角盲螺母 Hexagonal blind nut



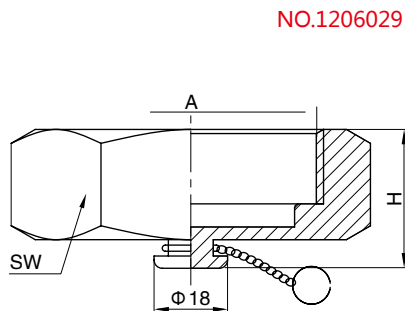
Size	A	H	SW	kg
1.0"	42.266×8TPI WHIT	22.2	51	
1 1/2"	54.966×8TPI WHIT	22.2	65	
2.0"	67.920×6TPI WHIT	22.2	79	
2 1/2"	80.620×6TPI WHIT	22.2	92	
3.0"	93.320×6TPI WHIT	22.2	105	
4.0"	118.720×6TPI WHIT	22.2	130	

带扣环盲螺母 Blind nut with locking ring



Size	A	B	H	kg
1.0"	58.5	42.266×8TPI WHIT	29.2	
1 1/2"	74	54.966×8TPI WHIT	29.2	
2.0"	85.5	67.920×6TPI WHIT	29.2	
2 1/2"	98.5	80.620×6TPI WHIT	29.2	
3.0"	111.6	93.320×6TPI WHIT	29.2	
4.0"	138	118.720×6TPI WHIT	29.2	

带扣环六角盲螺母 Hexagonal blind nut with locking ring



Size	A	H	SW	kg
1.0"	42.266×8TPI WHIT	29.2	51	
1 1/2"	54.966×8TPI WHIT	29.2	65	
2.0"	67.920×6TPI WHIT	29.2	79	
2 1/2"	80.620×6TPI WHIT	29.2	92	
3.0"	93.320×6TPI WHIT	29.2	105	
4.0"	118.720×6TPI WHIT	29.2	130	

AS 1528 系列

AS 1528 Fittings

此部分安装材料根据 AS 1528 管尺寸制造



订购信息表

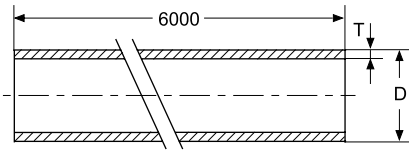
AS1528 焊接管件 AS1528 Welded pipe fittings pages 132-135

AS1528焊接管件

AS1528 Welded pipe fittings

AS1528管道外径及壁厚 AS1528 pipeline OD x t

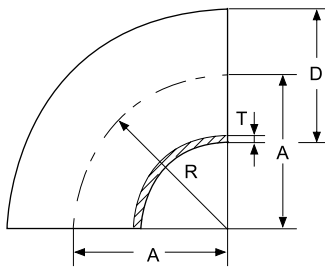
NO.1207001



Size	D×T	A	B	kg
1/2"	12.7×1.6			
3/4"	19.05×1.6			
1"	25.4×1.6			
1 1/4"	31.8×1.6			
1 1/2"	38.1×1.6			
2"	50.8×1.6			
2 1/2"	63.5×1.6			
3"	76.2×1.6			
4"	101.6×1.6			
5"	127×2.0			
6"	152.4×2.0			

90° 焊接短弯头 90° Welded short elbow

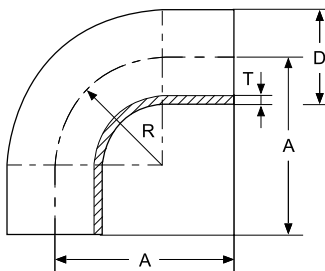
NO.1207002



Size	D×T	A	R	kg
1/2"	12.7×1.6	19.05	19.05	
3/4"	19.05×1.6	28.6	28.6	
1"	25.4×1.6	38.1	38.1	
1 1/4"	31.8×1.6	47.7	47.7	
1 1/2"	38.1×1.6	57.2	57.2	
2"	50.8×1.6	76.2	76.2	
2 1/2"	63.5×1.6	95	95	
3"	76.2×1.6	114.3	114.3	
4"	101.6×2.0	152.4	152.4	
5"	127×2.0	190.5	190.5	
6"	152.4×2.0	228.6	228.6	

90° 焊接长弯头 90° Welded long elbow

NO.1207003

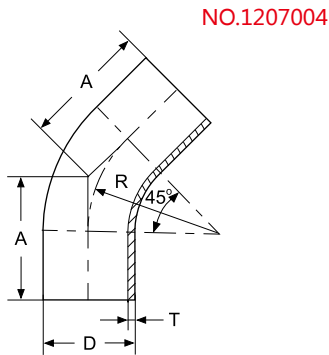


Size	D×T	A	R	kg
1/2"	12.7×1.6	49.1	19.05	
3/4"	19.05×1.6	58.6	28.6	
1"	25.4×1.6	68.1	38.1	
1 1/4"	31.8×1.6	77.7	47.7	
1 1/2"	38.1×1.6	87	57.2	
2"	50.8×1.6	106.2	76.2	
2 1/2"	63.5×1.6	125	95	
3"	76.2×1.6	144.2	114.3	
4"	101.6×2.0	182.4	152.4	
5"	127×2.0	230.5	190.5	
6"	152.4×2.0	268.5	228.6	

AS1528焊接管件

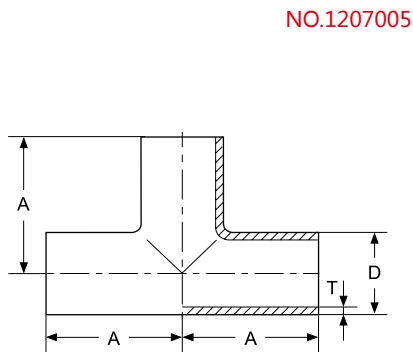
AS1528 Welded pipe fittings

45° 焊接长弯头 45° Welded long elbow



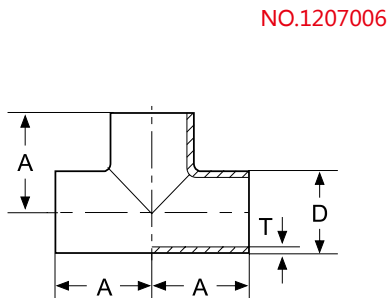
Size	D×T	A	R	kg
1/2"	12.7×1.6	37.9	19.05	
3/4"	19.05×1.6	41.8	28.6	
1"	25.4×1.6	45.8	38.1	
1 1/4"	31.8×1.6	49.8	47.7	
1 1/2"	38.1×1.6	53.7	57.2	
2"	50.8×1.6	61.8	76.2	
2 1/2"	63.5×1.6	69.6	95.3	
3"	76.2×1.6	77.5	114.3	
4"	101.6×2.0	93.2	152.4	
5"	127×2.0	118.9	190.5	
6"	152.4×2.0	134.7	228.6	

焊接长三通 Welded long tee



Size	D×T	A	R	kg
1/2"	12.7×1.6	49.1		
3/4"	19.05×1.6	58.6		
1"	25.4×1.6	68.1		
1 1/4"	31.8×1.6	77.7		
1 1/2"	38.1×1.6	87.0		
2"	50.8×1.6	106.2		
2 1/2"	63.5×1.6	125.0		
3"	76.2×1.6	144.3		
4"	101.6×2.0	182.4		
5"	127×2.0	230.5		
6"	152.4×2.0	268.5		

焊接短三通 Welded short tee



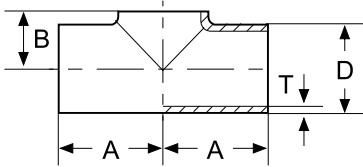
Size	D×T	A	R	kg
1/2"	12.7×1.6	19.05		
3/4"	19.05×1.6	28.6		
1"	25.4×1.6	38.1		
1 1/4"	31.8×1.6	47.7		
1 1/2"	38.1×1.6	57		
2"	50.8×1.6	76.2		
2 1/2"	63.5×1.6	95		
3"	76.2×1.6	114.2		
4"	101.6×2.0	152.4		
5"	127×2.0	190.5		
6"	152.4×2.0	228.6		

AS1528焊接管件

AS1528 Welded pipe fittings

焊接平口三通 Welded pulled tee

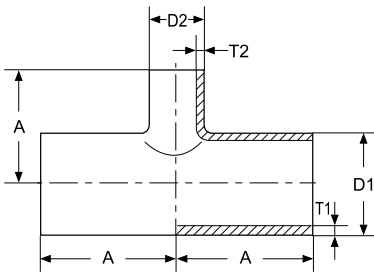
NO.1207007



Size	D×T	A	B	kg
1/2"	12.7×1.6	19.1	9.35	
3/4"	19.05×1.6	28.6	12.55	
1"	25.4×1.6	38.1	15.7	
1 1/4"	31.8×1.6	47.7	18.9	
1 1/2"	38.1×1.6	57.0	22.05	
2"	50.8×1.6	76.2	28.4	
2 1/2"	63.5×1.6	95.0	34.75	
3"	76.2×1.6	114.3	41.1	
4"	101.6×2.0	152.4	53.8	
5"	127×2.0	190.5	66.5	
6"	152.4×2.0	228.6	79.2	

焊接变径三通 Welded reducing tee

NO.1207008

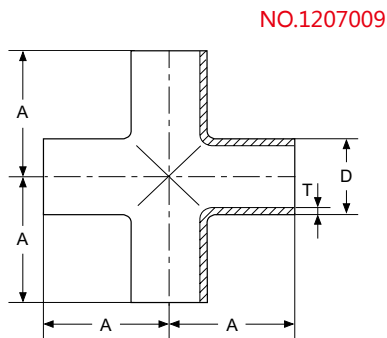


Size	D1×T1	D2×T2	A	B	kg
3/4"×1/2"	19.05×1.6	12.7×1.6	38		
1"×1/2"	25.4×1.6	12.7×1.6	38		
1"×3/4"	25.4×1.6	19.05×1.6	38		
1 1/2"×1/2"	38.1×1.6	12.7×1.6	38		
1 1/2"×3/4"	38.1×1.6	19.05×1.6	38		
1 1/2"×1"	38.1×1.6	25.4×1.6	80		
2"×1/2"	50.8×1.6	12.7×1.6	38		
2"×3/4"	50.8×1.6	19.05×1.6	38		
2"×1 1/2"	50.8×1.6	38.1×1.6	80		
2 1/2"×1"	63.5×1.6	25.4×1.6	80		
2 1/2"×1 1/2"	63.5×1.6	38.1×1.6	80		
2 1/2"×2"	63.5×1.6	50.8×1.6	80		
3"×1"	76.2×1.6	25.4×1.6	80		
3"×1 1/2"	76.2×1.6	38.1×1.6	80		
3"×2"	76.2×1.6	50.8×1.6	80		
3"×2 1/2"	76.2×1.6	63.5×1.6	95.25		
4"×1"	101.6×2.0	25.4×1.6	80		
4"×1 1/2"	101.6×2.0	38.1×1.6	80		
4"×2"	101.6×2.0	50.8×1.6	80		
4"×2 1/2"	101.6×2.0	63.5×1.6	95.25		
4"×3"	101.6×2.0	76.2×1.6	114.3		

AS1528焊接管件

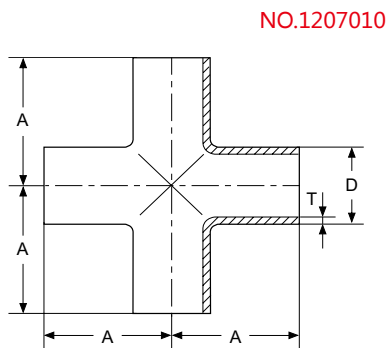
AS1528 Welded pipe fittings

焊接短四通 Welded short cross



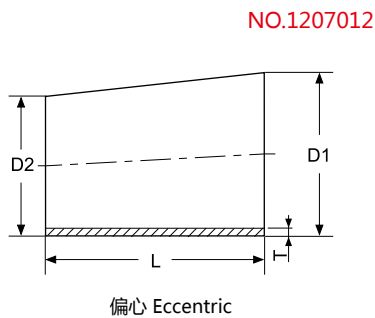
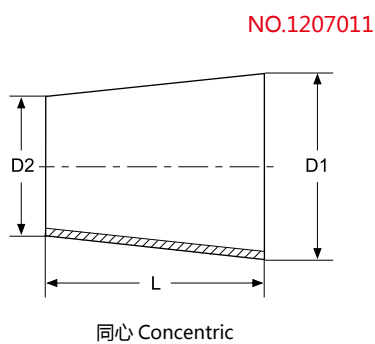
Size	D×T	A	B	kg
1/2"	12.7×1.6	19.1		
3/4"	19.05×1.6	28.6		
1"	25.4×1.6	38.1		
1 1/4"	31.8×1.6	47.7		
1 1/2"	38.1×1.6	57		
2"	50.8×1.6	76.2		
2 1/2"	63.5×1.6	95		
3"	76.2×1.6	114.2		
4"	101.6×2.0	152.4		

焊接长四通 Welded long cross



Size	D×T	A	B	kg
1/2"	12.7×1.6	49.1		
3/4"	19.05×1.6	58.6		
1"	25.4×1.6	68.1		
1 1/4"	31.8×1.6	77.7		
1 1/2"	38.1×1.6	87.0		
2"	50.8×1.6	106.2		
2 1/2"	63.5×1.6	125.0		
3"	76.2×1.6	144.2		
4"	101.6×2.0	182.4		

焊接大小头不带直边 Welded reducer without straight ends

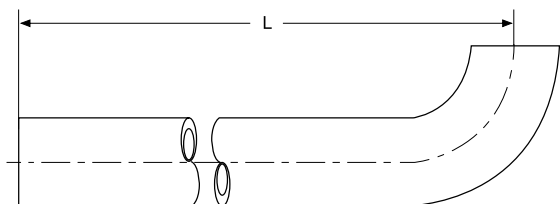


Size	D1×T	D2	L	B	kg
3/4"×1/2"	19.05×1.6	12.7	19.1		
1"×1/2"	25.4×1.6	12.7	25.4		
1"×3/4"	25.4×1.6	19.05	25.4		
1 1/2"×1/2"	31.8×1.6	19.05	31.8		
1 1/4"×1"	31.8×1.6	25.4	31.8		
1 1/2"×3/4"	38.1×1.6	19.05	38.1		
1 3/2"×1"	38.1×1.6	25.4	38.1		
2"×1/2"	50.8×1.6	12.7	50.8		
2"×3/4"	50.8×1.6	19.05	50.8		
2"×1"	50.8×1.6	25.4	50.8		
2"×1 1/4"	50.8×1.6	31.8	50.8		
2"×1 1/2"	50.8×1.6	38.1	50.8		
2 1/2"×1"	63.5×1.6	25.4	63.5		
2 1/2"×1 1/4"	63.5×1.6	31.8	63.5		
2 1/2"×1 1/2"	63.5×1.6	38.1	63.5		
2 1/2"×2"	63.5×1.6	50.8	63.5		
3"×1"	76.2×1.6	25.4	76.2		
3"×1 1/4"	76.2×1.6	31.8	76.2		
3"×1 1/2"	76.2×1.6	38.1	76.2		
3"×2"	76.2×1.6	50.8	76.2		
3"×2 1/2"	76.2×1.6	63.5	76.2		
4"×1"	101.6×2.0	25.4	101.6		
4"×1 1/4"	101.6×2.0	31.8	101.6		
4"×1 1/2"	101.6×2.0	38.1	101.6		
4"×2"	101.6×2.0	50.8	101.6		
4"×2 1/2"	101.6×2.0	63.5	101.6		
4"×3"	101.6×2.0	76.2	101.6		

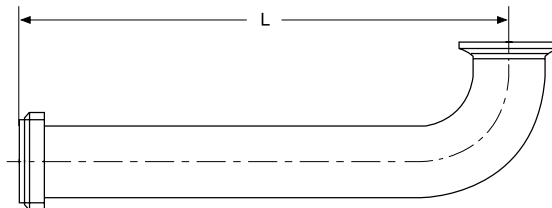
其他非标定制产品

Other non-standard customized products

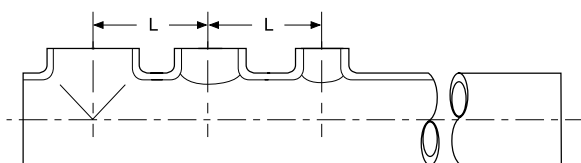
预制管 Prefabricated Pipe



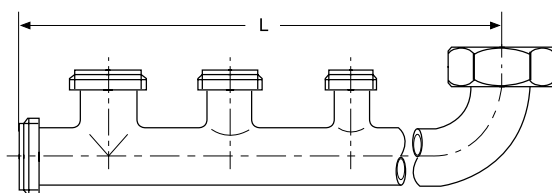
NO.1208001



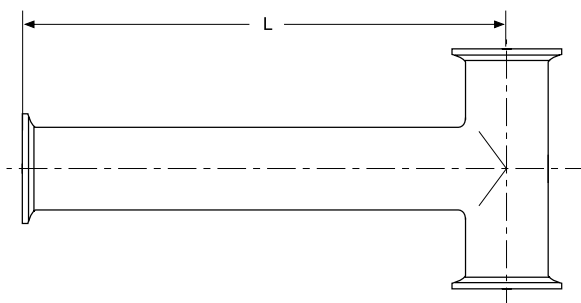
NO.1208002



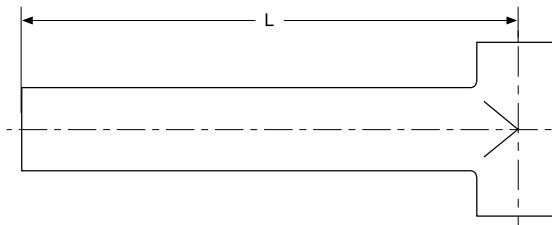
NO.1208003



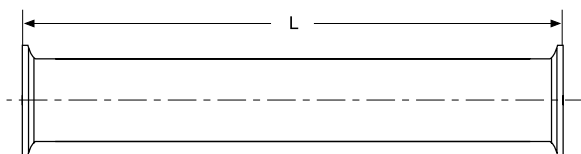
NO.1208004



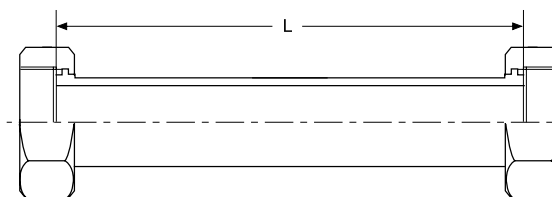
NO.1208005



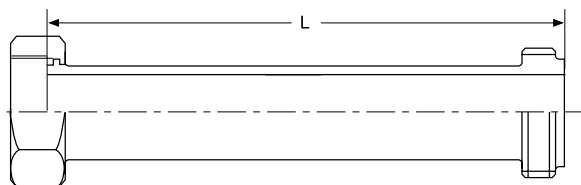
NO.1208006



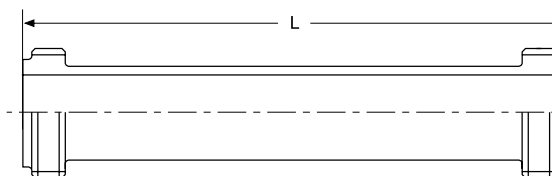
NO.1208007



NO.1208008



NO.1208009



NO.1208010

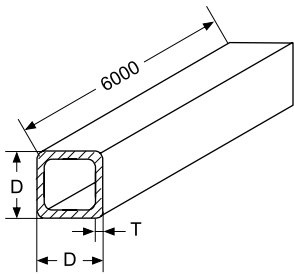
尺寸 L 根据用户需要定做
Sizes can be made on user's order

其他非标定制产品

Other non-standard customerized products

不锈钢方管 Stainless Steel Square Pipe

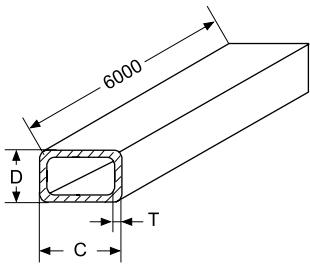
NO.1208011



Size	D	T	A	B	kg
20	20	1-2			
25	25	1-2			
30	30	1-2			
40	40	1.2-4			
50	50	1.2-4			
60	60	1.5-4			
70	70	1.5-4			
80	80	1.5-4			
100	100	1.5-4			
150	150	2.5-4			

不锈钢长方管 Stainless Steel Long Square Pipe

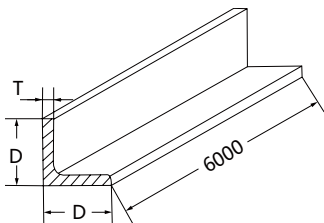
NO.1208012



Size	D	T	A	B	C	kg
10x20	10	0.4-1.0			20	
25x38	25	0.7-2.0			30	
25x50	25	0.7-2.0			40	
30x60	30	0.8-2.5			50	
40x60	40	0.8-2.5			60	
50x100	50	1.5-3.0			70	
60x80	60	0.9-2.5			80	
60x100	60	1.5-3.0			100	
100x150	100	1.5-4.0			150	

不锈钢角钢 Stainless Steel Angle Steel

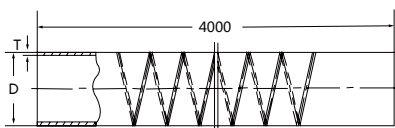
NO.1208013



Size	D	T	A	B	kg
20x20	20	2-4			
25x25	25	2-4			
30x30	30	2-4			
40x40	40	3-5			
50x50	50	4-6			
60x60	60	5-7			
75x75	75	6-8			
80x80	80	7-9			

波纹管 Sylphon bellows

NO.1208014



Size	D	T	A	B	kg
10-16		1.0			
18-22		1.0			
24-30		1.2-1.5			
32-40		1.2-1.5			
42-50		1.2-1.5			
52-60		1.5			
62-100		2.0			
102-129		2.0			